

**2023 LOGAN COUNTY ASSESSOR'S OFFICE REPORT TO THE EXCISE BOARD**

07/31/2023

City/Village								
DISTRICT	DESCRIPTION	PERSONAL PROPERTY	REAL PROPERTY	PUBLIC SERVICE	TOTAL VALUATION	HOMESTEAD EXEMPTIONS	OTHER EXEMPTIONS	NET VALUATION
TCAS	CASHION CITY	7,022	1,966,707	43,016	2,016,745	34,000	106,339	1,876,406
TCED	CEDAR VALLEY	676	2,336,912	122,577	2,460,165	44,000	164,792	2,251,373
TCIM	CIMARRON CITY	13,707	693,369	603,751	1,310,827	12,000	30,149	1,268,678
TCOY	COYLE CITY	11,295	842,380	140,781	994,456	50,014	62,572	881,870
TCRE	CRESCENT CITY	1,899,407	5,675,042	390,721	7,965,170	234,691	82,622	7,647,857
TEVA	EVANSVILLE	30	5,154	194	5,378	0	0	5,378
TGOO	GOODNIGHT	0	0	0	0	0	0	0
TGUT	GUTHRIE CITY	5,682,898	61,309,768	4,004,207	70,996,873	1,632,097	1,043,332	68,321,444
TICO	ICONIUM	0	10,218	0	10,218	0	0	10,218
TLAN	LANGSTON CITY	206,572	3,541,583	965,954	4,714,109	90,835	142,766	4,480,508
TLOV	LOVELL CITY	31,025	63,468	38,515	133,008	11,876	0	121,132
TMAR	MARSHALL CITY	210,253	479,125	82,080	771,458	41,562	7,525	722,371
TMER	MERIDIAN CITY	6,860	78,137	24,977	109,974	5,519	4,332	100,123
TMUL	MULHALL CITY	13,664	676,766	209,907	900,337	48,427	22,567	829,343
TNAV	NAVINA	11,032	101,407	0	112,439	2,000	0	110,439
TORL	ORLANDO CITY	34,473	326,222	92,898	453,593	27,378	675	425,540
TPLE	PLEASANT VALLEY	1,255	24,847	0	26,102	6,000	0	20,102
TSEW	SEWARD	9,877	61,477	34,503	105,857	4,000	0	101,857
<b>CITY/VILLAGE TOTAL VALUATION</b>		<b>8,140,046</b>	<b>78,192,582</b>	<b>6,754,081</b>	<b>93,086,709</b>	<b>2,244,399</b>	<b>1,667,671</b>	<b>89,174,639</b>

Comm-College								
DISTRICT	DESCRIPTION	PERSONAL PROPERTY	REAL PROPERTY	PUBLIC SERVICE	TOTAL VALUATION	HOMESTEAD EXEMPTIONS	OTHER EXEMPTIONS	NET VALUATION
VT05	VO-TECH DISTRICT 05	246,097	21,017	4,996	272,110	0	0	272,110
VT15	VO-TECH DISTRICT 15	1,617,639	2,477,624	834,792	4,930,055	82,805	19,176	4,828,074
VT16	VO-TECH DISTRICT 16	23,151,888	194,976,951	26,491,676	244,620,515	5,222,799	5,701,499	233,696,217
VT21	VO-TECH DISTRICT 21	13,552,225	200,572,805	10,842,627	224,967,657	3,564,598	8,119,886	213,283,173
VT21PI	FT TECH CNTR PHASE IN	7,821,549	12,945,905	22,700,122	43,467,576	242,000	193,505	43,032,071
VT23	VO-TECH DISTRICT 23	773,528	5,104,295	5,182,295	11,060,118	108,615	233,976	10,717,527

## 2023 LOGAN COUNTY ASSESSOR'S OFFICE REPORT TO THE EXCISE BOARD

07/31/2023

<b>COMM-COLLEGE TOTAL VALUATION</b>	47,162,926	416,098,597	66,056,508	529,318,031	9,220,817	14,268,042	505,829,172
-------------------------------------	------------	-------------	------------	-------------	-----------	------------	-------------

County								
DISTRICT	DESCRIPTION	PERSONAL PROPERTY	REAL PROPERTY	PUBLIC SERVICE	TOTAL VALUATION	HOMESTEAD EXEMPTIONS	OTHER EXEMPTIONS	NET VALUATION
C001	LOGAN COUNTY	49,263,440	432,259,018	72,776,377	554,298,835	9,658,053	14,747,506	529,893,276
<b>COUNTY TOTAL VALUATION</b>		<b>49,263,440</b>	<b>432,259,018</b>	<b>72,776,377</b>	<b>554,298,835</b>	<b>9,658,053</b>	<b>14,747,506</b>	<b>529,893,276</b>

Fire-District								
DISTRICT	DESCRIPTION	PERSONAL PROPERTY	REAL PROPERTY	PUBLIC SERVICE	TOTAL VALUATION	HOMESTEAD EXEMPTIONS	OTHER EXEMPTIONS	NET VALUATION
FDCF	DEER CREEK FIRE DISTRICT	290,247	23,328,424	0	23,618,671	0	0	23,618,671
FOCF	OAK CLIFF FIRE DISTRICT	3,391,880	164,085,739	5,838,976	173,316,595	0	0	173,316,595
FWCF	WOODCREST FIRE DISTRICT	1,633,597	52,916,377	1,749,663	56,299,637	0	0	56,299,637
<b>FIRE-DISTRICT TOTAL VALUATION</b>		<b>5,315,724</b>	<b>240,330,540</b>	<b>7,588,639</b>	<b>253,234,903</b>	<b>0</b>	<b>0</b>	<b>253,234,903</b>

Other								
DISTRICT	DESCRIPTION	PERSONAL PROPERTY	REAL PROPERTY	PUBLIC SERVICE	TOTAL VALUATION	HOMESTEAD EXEMPTIONS	OTHER EXEMPTIONS	NET VALUATION
EMS1	NORTH/EAST EMS DISTRICT	10,606,477	30,646,732	20,348,554	61,601,763	864,673	807,701	59,929,389
R0EV	EVERGREEN HILLS ROAD DIS	6,006	689,386	0	695,392	0	0	695,392
R0OS	OAK SPRINGS ROAD DISTRICT	26	1,407,761	0	1,407,787	0	0	1,407,787
R0SL	SHERWOOD LANE ROAD DISTR	0	659,973	0	659,973	0	0	659,973
R0SR	SPRING RIDGE RUR RD IMP	3,812	401,600	0	405,412	0	0	405,412
<b>OTHER TOTAL VALUATION</b>		<b>10,616,321</b>	<b>33,805,452</b>	<b>20,348,554</b>	<b>64,770,327</b>	<b>864,673</b>	<b>807,701</b>	<b>63,097,953</b>

School								
DISTRICT	DESCRIPTION	PERSONAL PROPERTY	REAL PROPERTY	PUBLIC SERVICE	TOTAL VALUATION	HOMESTEAD EXEMPTIONS	OTHER EXEMPTIONS	NET VALUATION
S011	GUTHRIE ISD	17,283,189	188,093,576	18,885,074	224,261,839	4,986,782	5,626,414	213,648,643
S012	CRESCENT ISD	9,947,369	19,630,505	3,478,788	33,056,662	664,103	392,566	31,999,993
S013	MULHALL-ORLANDO	5,656,961	6,311,316	7,115,343	19,083,620	217,988	48,902	18,816,730
SI14	COYLE ISD	2,100,514	16,160,421	6,719,869	24,980,804	437,236	479,464	24,064,104
SI94	MARSHALL	1,617,639	2,477,624	834,792	4,930,055	82,805	19,176	4,828,074
SK12	EDMOND ISD	2,847,277	123,265,628	5,067,332	131,180,237	1,955,495	4,732,940	124,491,802

# 2023 LOGAN COUNTY ASSESSOR'S OFFICE REPORT TO THE EXCISE BOARD

07/31/2023

SK89	CASHION	7,821,549	12,945,905	22,700,122	43,467,576	242,000	193,505	43,032,071
SLI4	WELLSTON	246,097	21,017	4,996	272,110	0	0	272,110
SOK3	LUTHER	773,528	5,104,295	5,182,295	11,060,118	108,615	233,976	10,717,527
SOK6	DEER CREEK	757,579	57,676,672	2,296,507	60,730,758	945,000	2,994,380	56,791,378
SP56	PERKINS-TRY	211,738	572,059	491,259	1,275,056	18,029	26,183	1,230,844
<b>SCHOOL TOTAL VALUATION</b>		<b>49,263,440</b>	<b>432,259,018</b>	<b>72,776,377</b>	<b>554,298,835</b>	<b>9,658,053</b>	<b>14,747,506</b>	<b>529,893,276</b>

I, MARY MURPHEY, Assessor of LOGAN County Oklahoma, do hereby certify that the foregoing is a true and correct statement of valuations for Real Estate, Personal Property, Public Service and Homestead Exemptions as certified by the State Board of Equalization and shown by the records in the County Assessor's office. Subscribed by me, MARY MURPHEY, Assessor of LOGAN County Oklahoma, and affixed the seal of the County Assessor's office on this day of 07/31/2023.

State of Oklahoma )  
 ) SS  
 LOGAN County )

*Mary Murphey*

*7/31/23*  
 Date

MARY MURPHEY  
 County Assessor  
 LOGAN County



I, TROY COLE, County Clerk of LOGAN County Oklahoma, do hereby certify that the above is a true, correct and complete list of the valuations of LOGAN County Oklahoma as certified by the LOGAN County Assessor's office.

*Troy Cole*



TROY COLE  
 County Clerk  
 LOGAN County

Seal

Excise Board:

*Chris Evans*

*Brian Smith*

*King Davis*

AUG - 8 2023  
 Date

STATE OF OKLAHOMA  
 LOGAN COUNTY SS  
 FILED FOR RECORD ON  
 2023 AUG - 1 A 11: 27  
 TROY COLE  
 COUNTY CLERK

Real	Count	Value
Agricultural	2	574
Commercial	2	105,757
Residential	81	1,860,376
<b>Total Real Value</b>	<b>85</b>	<b>1,966,707</b>
Homestead	33	34,000
Veteran	3	106,339
Other	0	0
<b>Total Exempt</b>	<b>37</b>	<b>140,339</b>

**TIF Increment Value**

**Net Assessed 1,826,368**

**Net Assessed Under Protest**

Senior Freeze	4	22,848
Capped Parcels	62	245,727

Personal	Count	Value
Agricultural	2	59
Commercial	3	6,963
Mobile Home	0	0
<b>Total Personal</b>	<b>5</b>	<b>7,022</b>
<b>Total Exempt</b>	<b>0</b>	<b>0</b>

**TIF Increment Value**

**Net Assessed 7,022**

**Net Assessed Under Protest**

Public Service	Count	Value
<b>Total PS Value</b>	<b>5</b>	<b>43,016</b>

**TIF Increment Value**

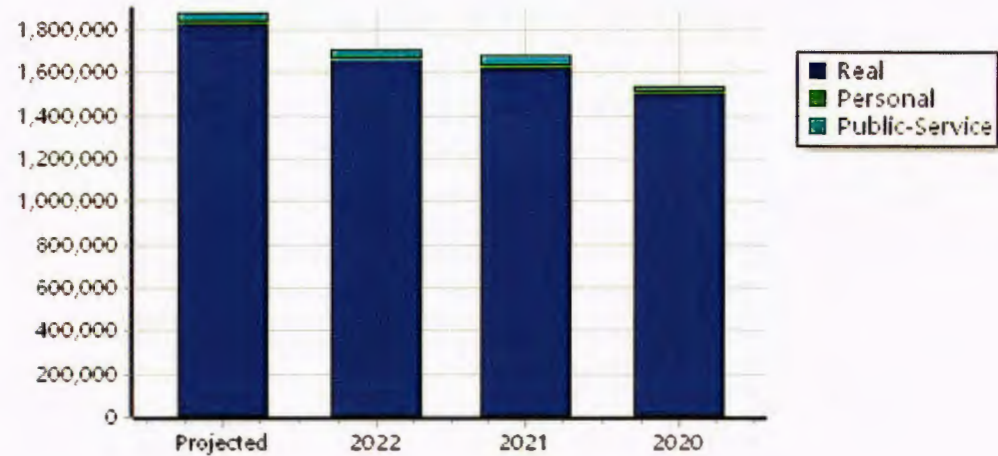
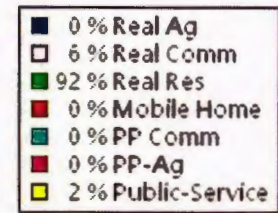
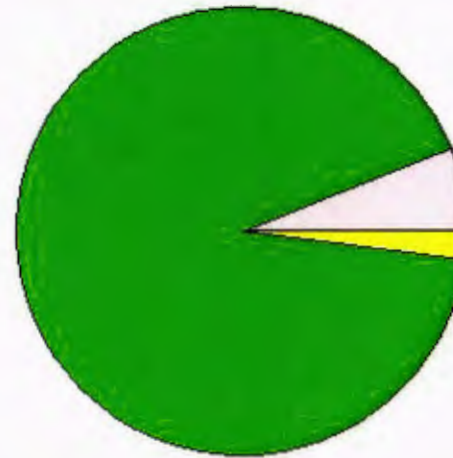
**Net Assessed 43,016**

**District Totals**

Total Gross Value	2,016,745
Homestead Loss	34,000
Other Exemption Loss	106,339
<b>TIF Increment Value</b>	
<b>Retained TIF Value</b>	
<b>Net Assessed Value</b>	<b>1,876,406</b>

**Net Assessed Under Protest**

\* Public Service Protests Values are not included on this report.



Real	Count	Value
Agricultural	0	0
Commercial	0	0
Residential	120	2,336,912
<b>Total Real Value</b>	<b>120</b>	<b>2,336,912</b>
Homestead	43	44,000
Veteran	5	164,792
Other	0	0
<b>Total Exempt</b>	<b>49</b>	<b>208,792</b>

**TIF Increment Value**

**Net Assessed 2,128,120**

**Net Assessed Under Protest**

Senior Freeze	4	20,822
Capped Parcels	79	261,734

Personal	Count	Value
Agricultural	0	0
Commercial	3	676
Mobile Home	0	0
<b>Total Personal</b>	<b>3</b>	<b>676</b>
<b>Total Exempt</b>	<b>0</b>	<b>0</b>

**TIF Increment Value**

**Net Assessed 676**

**Net Assessed Under Protest**

Public Service	Count	Value
<b>Total PS Value</b>	<b>5</b>	<b>122,577</b>

**TIF Increment Value**

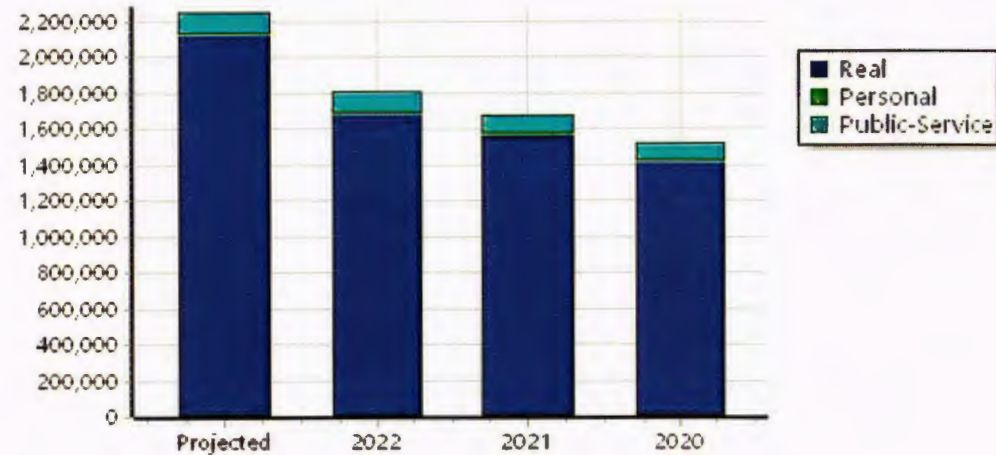
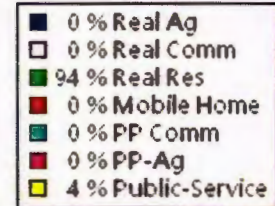
**Net Assessed 122,577**

**District Totals**

Total Gross Value	2,460,165
Homestead Loss	44,000
Other Exemption Loss	164,792
<b>TIF Increment Value</b>	
<b>Retained TIF Value</b>	
<b>Net Assessed Value</b>	<b>2,251,373</b>

**Net Assessed Under Protest**

\* Public Service Protests Values are not included on this report.



Real	Count	Value
Agricultural	1	210
Commercial	4	24,655
Residential	54	668,504
<b>Total Real Value</b>	<b>59</b>	<b>693,369</b>
Homestead	12	12,000
Veteran	1	30,149
Other	0	0
<b>Total Exempt</b>	<b>13</b>	<b>42,149</b>

**TIF Increment Value**

**Net Assessed** 651,220

**Net Assessed Under Protest**

Senior Freeze	0	0
Capped Parcels	41	139,304

Personal	Count	Value
Agricultural	1	1,465
Commercial	3	5,338
Mobile Home	2	6,904
<b>Total Personal</b>	<b>6</b>	<b>13,707</b>
<b>Total Exempt</b>	<b>0</b>	<b>0</b>

**TIF Increment Value**

**Net Assessed** 13,707

**Net Assessed Under Protest**

Public Service	Count	Value
<b>Total PS Value</b>	<b>5</b>	<b>603,751</b>

**TIF Increment Value**

**Net Assessed** 603,751

**District Totals**

Total Gross Value 1,310,827

Homestead Loss 12,000

Other Exemption Loss 30,149

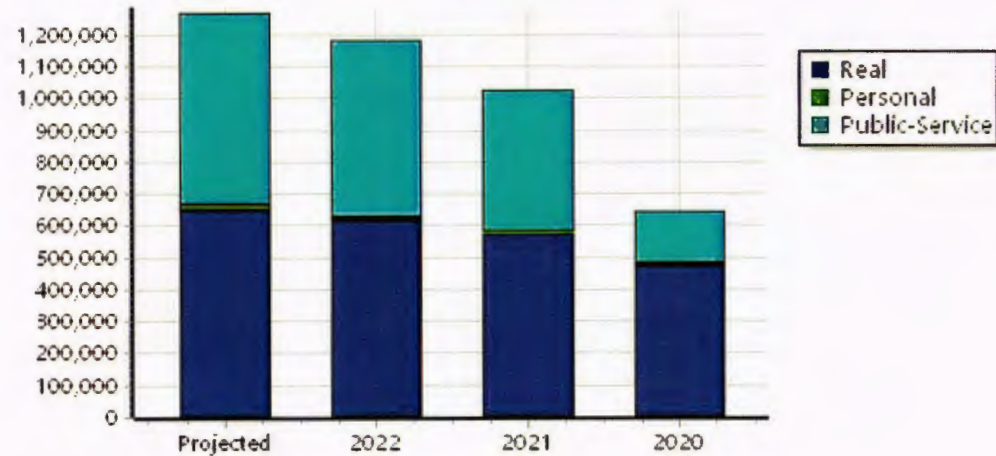

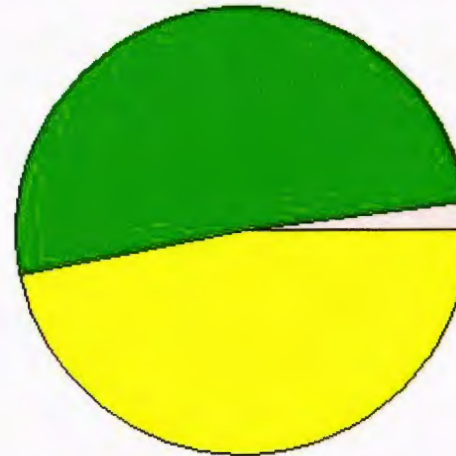
**TIF Increment Value**

**Retained TIF Value**

**Net Assessed Value** 1,268,678

**Net Assessed Under Protest**

\* Public Service Protests Values are not included on this report.



Real	Count	Value
Agricultural	6	69,000
Commercial	18	37,714
Residential	187	735,666
<b>Total Real Value</b>	<b>211</b>	<b>842,380</b>
Homestead	49	50,014
Veteran	2	62,572
Other	0	0
<b>Total Exempt</b>	<b>54</b>	<b>112,586</b>

**TIF Increment Value**

**Net Assessed** 729,794

**Net Assessed Under Protest**

Senior Freeze	5	9,056
Capped Parcels	178	1,106,674

Personal	Count	Value
Agricultural	1	1,562
Commercial	4	470
Mobile Home	10	9,263
<b>Total Personal</b>	<b>15</b>	<b>11,295</b>
<b>Total Exempt</b>	<b>0</b>	<b>0</b>

**TIF Increment Value**

**Net Assessed** 11,295

**Net Assessed Under Protest**

Public Service	Count	Value
<b>Total PS Value</b>	<b>8</b>	<b>140,781</b>

**TIF Increment Value**

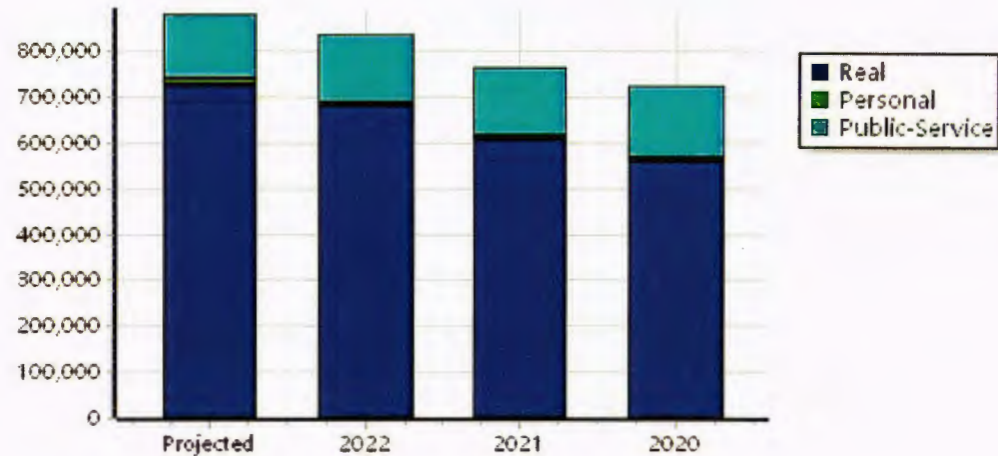
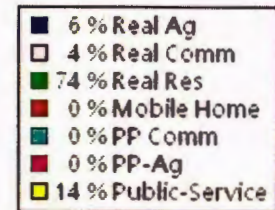
**Net Assessed** 140,781

**District Totals**

Total Gross Value	994,456
Homestead Loss	50,014
Other Exemption Loss	62,572
<b>TIF Increment Value</b>	
<b>Retained TIF Value</b>	
<b>Net Assessed Value</b>	<b>881,870</b>

**Net Assessed Under Protest**

\* Public Service Protests Values are not included on this report.



Real	Count	Value
Agricultural	10	46,387
Commercial	86	935,314
Residential	782	4,693,341
<b>Total Real Value</b>	<b>878</b>	<b>5,675,042</b>
Homestead	212	234,691
Veteran	8	82,622
Other	0	0
<b>Total Exempt</b>	<b>245</b>	<b>317,313</b>

**TIF Increment Value**

**Net Assessed 5,357,729**

**Net Assessed Under Protest**

Senior Freeze	56	187,164
Capped Parcels	555	3,227,852

Personal	Count	Value
Agricultural	4	47,059
Commercial	61	1,837,369
Mobile Home	10	14,979
<b>Total Personal</b>	<b>75</b>	<b>1,899,407</b>
<b>Total Exempt</b>	<b>0</b>	<b>0</b>

**TIF Increment Value**

**Net Assessed 1,899,407**

**Net Assessed Under Protest**

Public Service	Count	Value
<b>Total PS Value</b>	<b>9</b>	<b>390,721</b>

**TIF Increment Value**

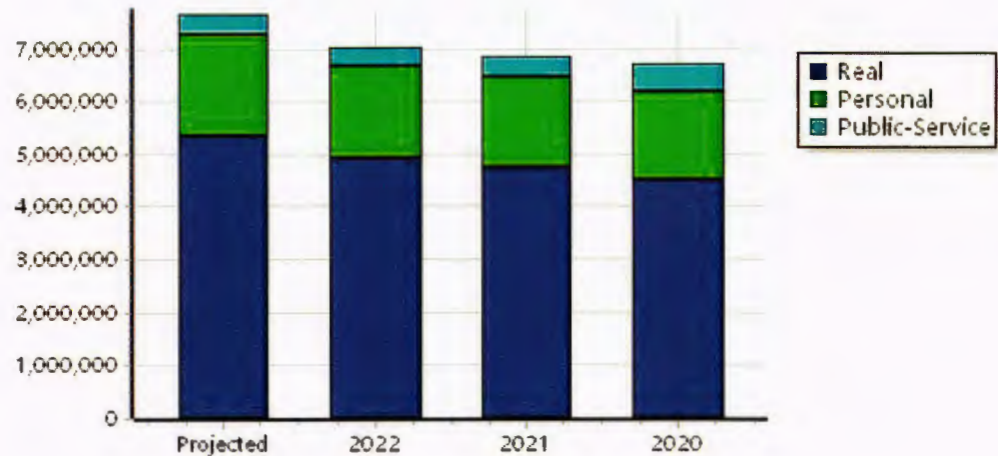
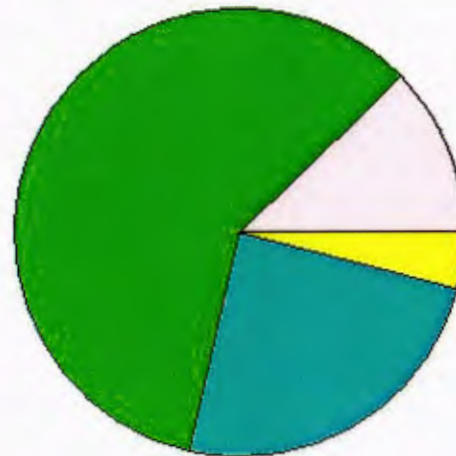
**Net Assessed 390,721**

**District Totals**

Total Gross Value	7,965,170
Homestead Loss	234,691
Other Exemption Loss	82,622
<b>TIF Increment Value</b>	
<b>Retained TIF Value</b>	
<b>Net Assessed Value</b>	<b>7,647,857</b>

**Net Assessed Under Protest**

\* Public Service Protests Values are not included on this report.





Real	Count	Value
Agricultural	0	0
Commercial	0	0
Residential	11	5,154
<b>Total Real Value</b>	<b>11</b>	<b>5,154</b>
Homestead	0	0
Veteran	0	0
Other	0	0
<b>Total Exempt</b>	<b>0</b>	<b>0</b>

**TIF Increment Value**

**Net Assessed** 5,154

**Net Assessed Under Protest**

Senior Freeze	0	0
Capped Parcels	2	10,879

Personal	Count	Value
Agricultural	0	0
Commercial	1	30
Mobile Home	0	0
<b>Total Personal</b>	<b>1</b>	<b>30</b>
<b>Total Exempt</b>	<b>0</b>	<b>0</b>

**TIF Increment Value**

**Net Assessed** 30

**Net Assessed Under Protest**

Public Service	Count	Value
<b>Total PS Value</b>	<b>1</b>	<b>194</b>

**TIF Increment Value**

**Net Assessed** 194

**District Totals**

Total Gross Value 5,378

Homestead Loss 0

Other Exemption Loss 0

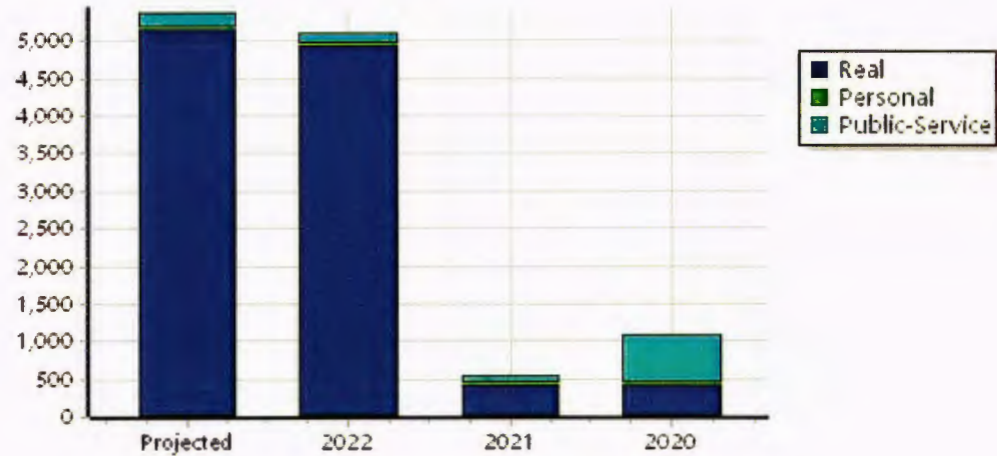
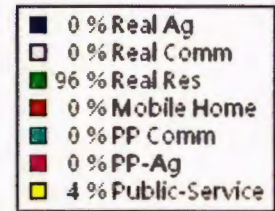
**TIF Increment Value**

**Retained TIF Value**

**Net Assessed Value** 5,378

**Net Assessed Under Protest**

\* Public Service Protests Values are not included on this report.

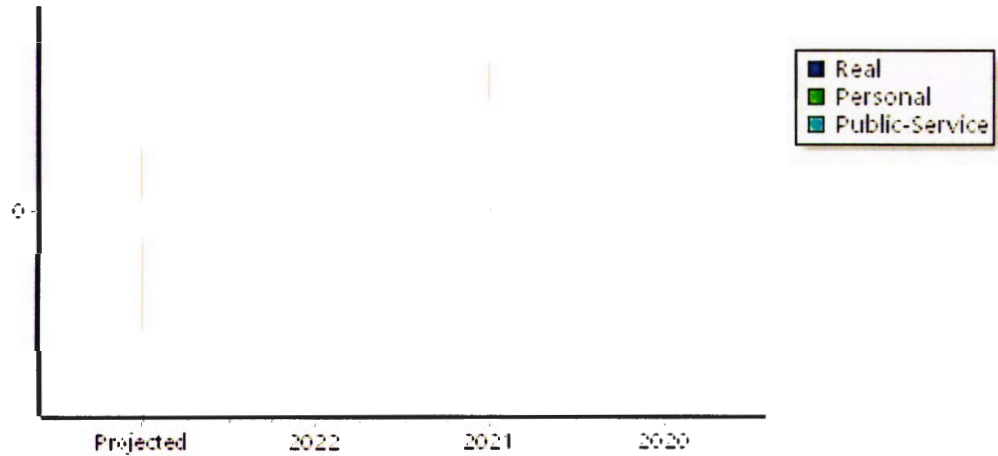


Real	Count	Value
Agricultural	0	0
Commercial	0	0
Residential	0	0
<b>Total Real Value</b>	<b>0</b>	<b>0</b>
Homestead	0	0
Veteran	0	0
Other	0	0
<b>Total Exempt</b>	<b>0</b>	<b>0</b>
<b>TIF Increment Value</b>		
<b>Net Assessed</b>		<b>0</b>
<b>Net Assessed Under Protest</b>		
Senior Freeze	0	0
Capped Parcels	0	0

Personal	Count	Value
Agricultural	0	0
Commercial	0	0
Mobile Home	0	0
<b>Total Personal</b>	<b>0</b>	<b>0</b>
<b>Total Exempt</b>	<b>0</b>	<b>0</b>
<b>TIF Increment Value</b>		
<b>Net Assessed</b>		<b>0</b>
<b>Net Assessed Under Protest</b>		
<b>Public Service</b>	<b>Count</b>	<b>Value</b>
<b>Total PS Value</b>	<b>0</b>	<b>0</b>
<b>TIF Increment Value</b>		
<b>Net Assessed</b>		<b>0</b>

<b>District Totals</b>	
Total Gross Value	0
Homestead Loss	0
Other Exemption Loss	0
<b>TIF Increment Value</b>	
<b>Retained TIF Value</b>	
<b>Net Assessed Value</b>	<b>0</b>
<b>Net Assessed Under Protest</b>	

\* Public Service Protests Values are not included on this report.



Real	Count	Value
Agricultural	129	930,094
Commercial	516	18,684,734
Residential	4,990	41,694,940
<b>Total Real Value</b>	<b>5,635</b>	<b>61,309,768</b>
Homestead	1,554	1,632,097
Veteran	71	1,043,332
Other	0	0
<b>Total Exempt</b>	<b>1,716</b>	<b>2,675,429</b>

**TIF Increment Value**

**Net Assessed 58,634,339**

**Net Assessed Under Protest**

Senior Freeze	329	720,329
Capped Parcels	2,994	24,674,060

Personal	Count	Value
Agricultural	25	97,659
Commercial	432	5,562,315
Mobile Home	11	22,924
<b>Total Personal</b>	<b>468</b>	<b>5,682,898</b>
<b>Total Exempt</b>	<b>0</b>	<b>0</b>

**TIF Increment Value**

**Net Assessed 5,682,898**

**Net Assessed Under Protest**

Public Service	Count	Value
<b>Total PS Value</b>	<b>22</b>	<b>4,004,207</b>

**TIF Increment Value**

**Net Assessed 4,004,207**

**District Totals**

Total Gross Value	70,996,873
Homestead Loss	1,632,097
Other Exemption Loss	1,043,332

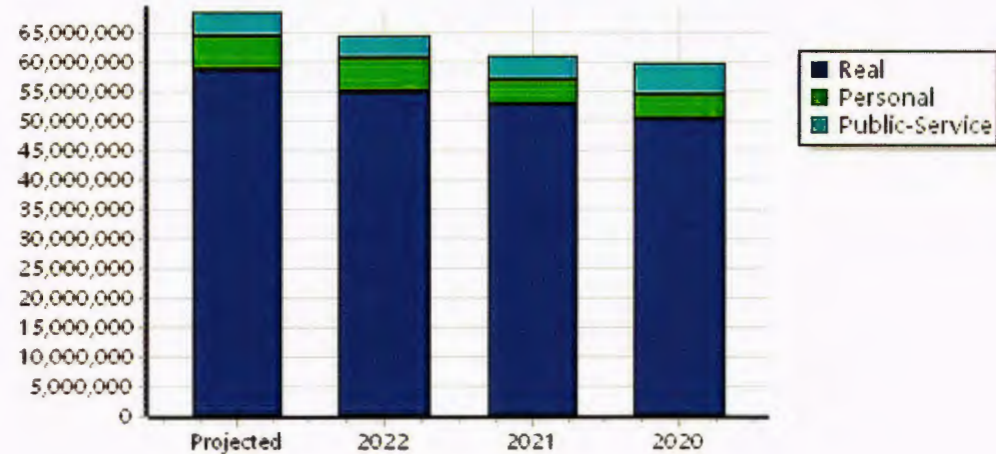
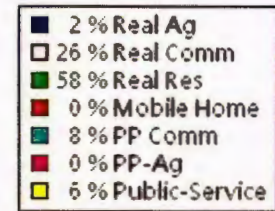
**TIF Increment Value**

**Retained TIF Value**

**Net Assessed Value 68,321,444**

**Net Assessed Under Protest**

\* Public Service Protests Values are not included on this report.



Real	Count	Value
Agricultural	0	0
Commercial	0	0
Residential	49	10,218
<b>Total Real Value</b>	<b>49</b>	<b>10,218</b>
Homestead	0	0
Veteran	0	0
Other	0	0
<b>Total Exempt</b>	<b>0</b>	<b>0</b>

**TIF Increment Value**

**Net Assessed** 10,218

**Net Assessed Under Protest**

Senior Freeze	0	0
Capped Parcels	48	16,830

Personal	Count	Value
Agricultural	0	0
Commercial	0	0
Mobile Home	0	0
<b>Total Personal</b>	<b>0</b>	<b>0</b>
<b>Total Exempt</b>	<b>0</b>	<b>0</b>

**TIF Increment Value**

**Net Assessed** 0

**Net Assessed Under Protest**

Public Service	Count	Value
<b>Total PS Value</b>	<b>0</b>	<b>0</b>

**TIF Increment Value**

**Net Assessed** 0

**District Totals**

Total Gross Value 10,218

Homestead Loss 0

Other Exemption Loss 0

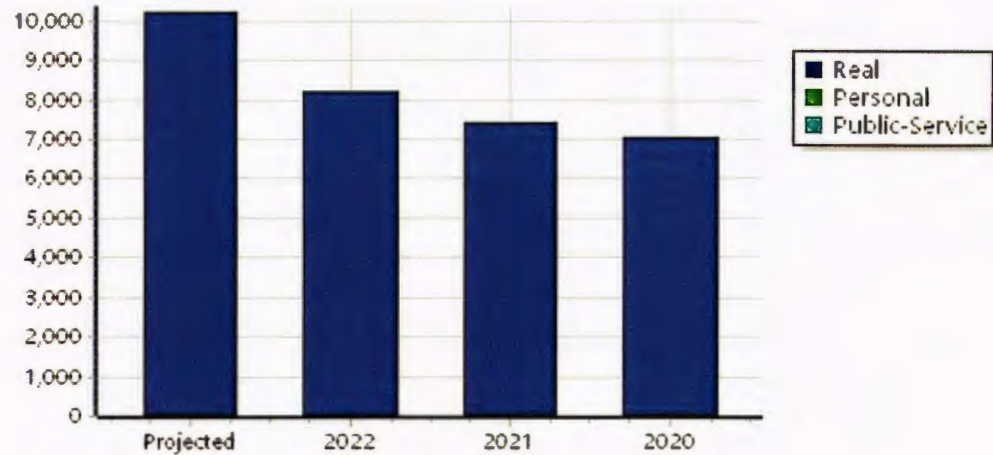

**TIF Increment Value**

**Retained TIF Value**

**Net Assessed Value** 10,218

**Net Assessed Under Protest**

\* Public Service Protests Values are not included on this report.



Real	Count	Value
Agricultural	115	819,231
Commercial	25	236,070
Residential	898	2,486,282
<b>Total Real Value</b>	<b>1,038</b>	<b>3,541,583</b>

Homestead	91	90,835
Veteran	6	142,766
Other	0	0
<b>Total Exempt</b>	<b>102</b>	<b>233,601</b>

**TIF Increment Value**

**Net Assessed 3,307,982**

**Net Assessed Under Protest**

Senior Freeze	11	45,827
Capped Parcels	712	10,524,013

Personal	Count	Value
Agricultural	4	834
Commercial	30	136,873
Mobile Home	12	68,865
<b>Total Personal</b>	<b>46</b>	<b>206,572</b>

**Total Exempt 0 0**

**TIF Increment Value**

**Net Assessed 206,572**

**Net Assessed Under Protest**

Public Service	Count	Value
<b>Total PS Value</b>	<b>7</b>	<b>965,954</b>

**TIF Increment Value**

**Net Assessed 965,954**

**District Totals**

Total Gross Value 4,714,109

Homestead Loss 90,835

Other Exemption Loss 142,766

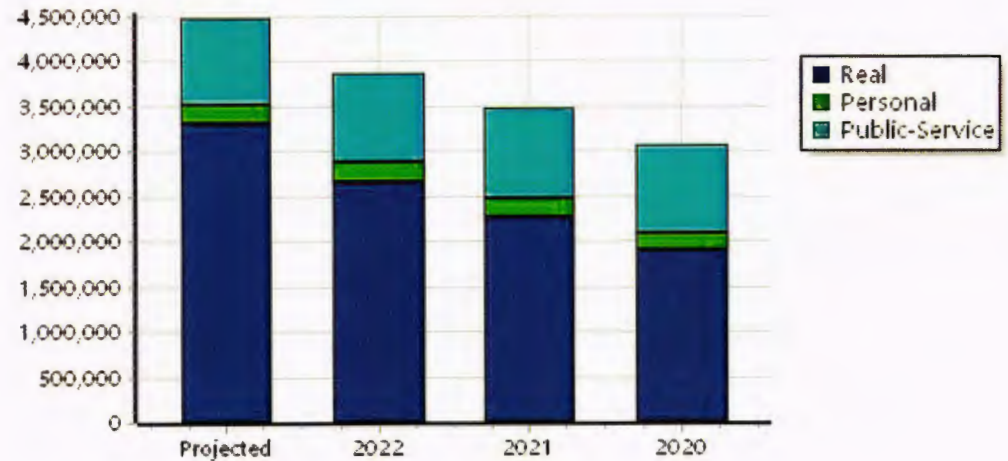
**TIF Increment Value**

**Retained TIF Value**

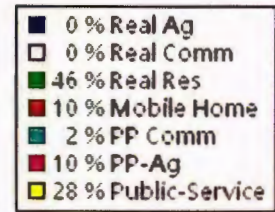
**Net Assessed Value 4,480,508**

**Net Assessed Under Protest**

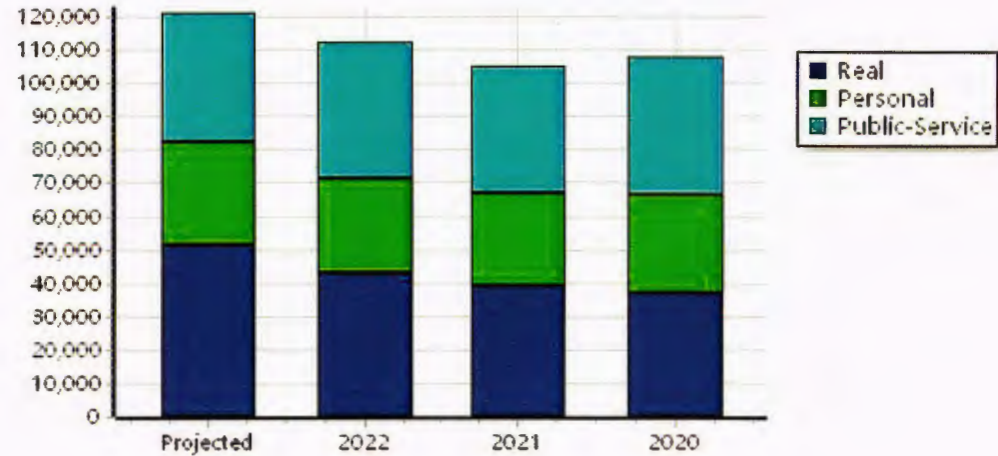
\* Public Service Protests Values are not included on this report.



Real	Count	Value
Agricultural	0	0
Commercial	2	1,124
Residential	94	62,344
<b>Total Real Value</b>	<b>96</b>	<b>63,468</b>
Homestead	12	11,876
Veteran	0	0
Other	0	0
<b>Total Exempt</b>	<b>13</b>	<b>11,876</b>
<b>TIF Increment Value</b>		
<b>Net Assessed</b>		<b>51,592</b>
<b>Net Assessed Under Protest</b>		
Senior Freeze	2	9,191
Capped Parcels	94	36,305



Personal	Count	Value
Agricultural	3	13,336
Commercial	2	3,127
Mobile Home	2	14,562
<b>Total Personal</b>	<b>7</b>	<b>31,025</b>
<b>Total Exempt</b>	<b>0</b>	<b>0</b>
<b>TIF Increment Value</b>		
<b>Net Assessed</b>		<b>31,025</b>
<b>Net Assessed Under Protest</b>		
<b>Public Service</b>	<b>Count</b>	<b>Value</b>
<b>Total PS Value</b>	<b>3</b>	<b>38,515</b>
<b>TIF Increment Value</b>		
<b>Net Assessed</b>		<b>38,515</b>



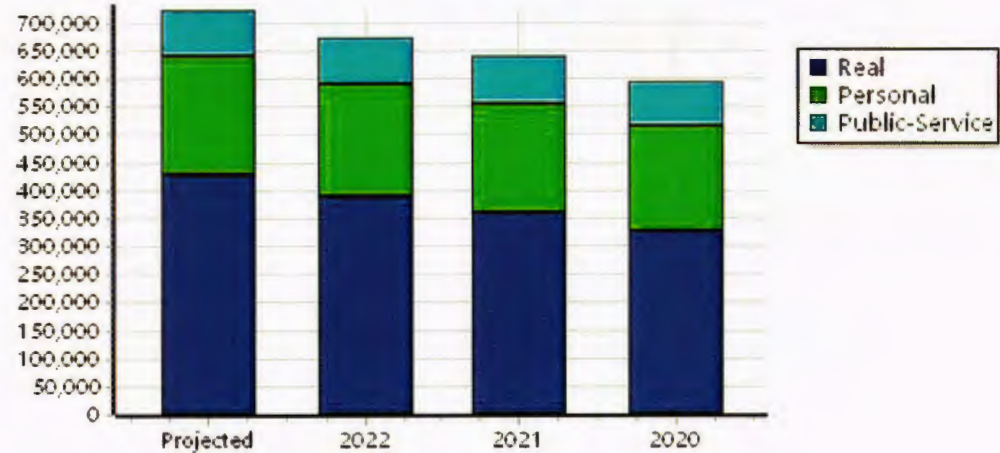
<b>District Totals</b>	
Total Gross Value	133,008
Homestead Loss	11,876
Other Exemption Loss	0
<b>TIF Increment Value</b>	
<b>Retained TIF Value</b>	
<b>Net Assessed Value</b>	<b>121,132</b>
<b>Net Assessed Under Protest</b>	

\* Public Service Protests Values are not included on this report.

Real	Count	Value
Agricultural	2	310
Commercial	30	64,950
Residential	321	413,865
<b>Total Real Value</b>	<b>353</b>	<b>479,125</b>
Homestead	45	41,562
Veteran	1	7,525
Other	0	0
<b>Total Exempt</b>	<b>46</b>	<b>49,087</b>
<b>TIF Increment Value</b>		
<b>Net Assessed</b>		<b>430,038</b>
<b>Net Assessed Under Protest</b>		
Senior Freeze	0	0
Capped Parcels	242	339,357




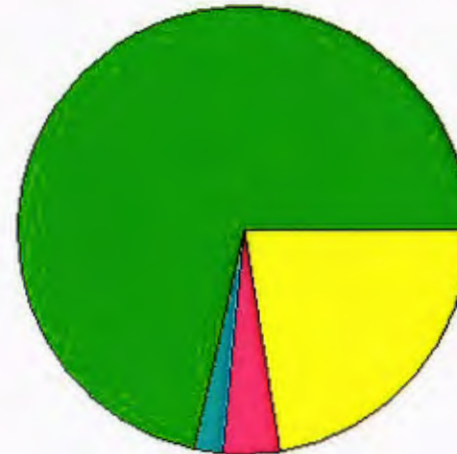
Personal	Count	Value
Agricultural	6	63,579
Commercial	6	138,107
Mobile Home	2	8,567
<b>Total Personal</b>	<b>14</b>	<b>210,253</b>
<b>Total Exempt</b>	<b>0</b>	<b>0</b>
<b>TIF Increment Value</b>		
<b>Net Assessed</b>		<b>210,253</b>
<b>Net Assessed Under Protest</b>		
<b>Public Service</b>		
<b>Total PS Value</b>	<b>5</b>	<b>82,080</b>
<b>TIF Increment Value</b>		
<b>Net Assessed</b>		<b>82,080</b>



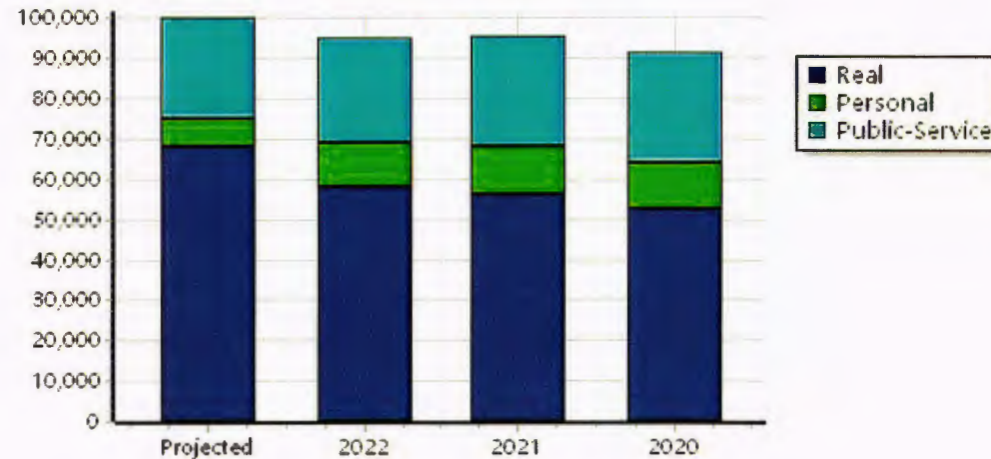
<b>District Totals</b>	
Total Gross Value	771,458
Homestead Loss	41,562
Other Exemption Loss	7,525
<b>TIF Increment Value</b>	
<b>Retained TIF Value</b>	
<b>Net Assessed Value</b>	<b>722,371</b>
<b>Net Assessed Under Protest</b>	

\* Public Service Protests Values are not included on this report.

Real	Count	Value
Agricultural	0	0
Commercial	1	275
Residential	171	77,862
<b>Total Real Value</b>	<b>172</b>	<b>78,137</b>
Homestead	5	5,519
Veteran	1	4,332
Other	0	0
<b>Total Exempt</b>	<b>7</b>	<b>9,851</b>
<b>TIF Increment Value</b>		
<b>Net Assessed</b>		<b>68,286</b>
<b>Net Assessed Under Protest</b>		
Senior Freeze	1	2,427
Capped Parcels	152	130,112



Personal	Count	Value
Agricultural	3	4,598
Commercial	4	1,950
Mobile Home	1	312
<b>Total Personal</b>	<b>8</b>	<b>6,860</b>
<b>Total Exempt</b>	<b>0</b>	<b>0</b>
<b>TIF Increment Value</b>		
<b>Net Assessed</b>		<b>6,860</b>
<b>Net Assessed Under Protest</b>		
<b>Public Service</b>	<b>Count</b>	<b>Value</b>
<b>Total PS Value</b>	5	24,977
<b>TIF Increment Value</b>		
<b>Net Assessed</b>		<b>24,977</b>



<b>District Totals</b>	
Total Gross Value	109,974
Homestead Loss	5,519
Other Exemption Loss	4,332
<b>TIF Increment Value</b>	
<b>Retained TIF Value</b>	
<b>Net Assessed Value</b>	<b>100,123</b>
<b>Net Assessed Under Protest</b>	

\* Public Service Protests Values are not included on this report.



Real	Count	Value
Agricultural	1	19
Commercial	14	44,915
Residential	148	631,832
<b>Total Real Value</b>	<b>163</b>	<b>676,766</b>
Homestead	44	48,427
Veteran	2	22,567
Other	0	0
<b>Total Exempt</b>	<b>51</b>	<b>70,994</b>

**TIF Increment Value**

**Net Assessed** 605,772

**Net Assessed Under Protest**

Senior Freeze	9	21,998
Capped Parcels	126	1,292,774

Personal	Count	Value
Agricultural	0	0
Commercial	4	885
Mobile Home	5	12,779
<b>Total Personal</b>	<b>9</b>	<b>13,664</b>
<b>Total Exempt</b>	<b>0</b>	<b>0</b>

**TIF Increment Value**

**Net Assessed** 13,664

**Net Assessed Under Protest**

Public Service	Count	Value
<b>Total PS Value</b>	<b>7</b>	<b>209,907</b>

**TIF Increment Value**

**Net Assessed** 209,907

**District Totals**

Total Gross Value 900,337

Homestead Loss 48,427

Other Exemption Loss 22,567

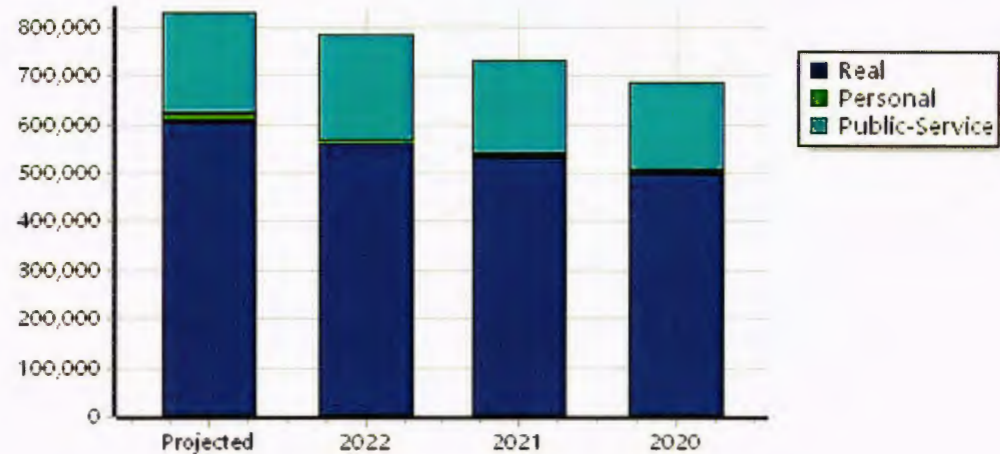
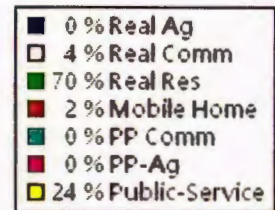
**TIF Increment Value**

**Retained TIF Value**

**Net Assessed Value** 829,343

**Net Assessed Under Protest**

\* Public Service Protests Values are not included on this report.



Real	Count	Value
Agricultural	0	0
Commercial	2	8,458
Residential	67	92,949
<b>Total Real Value</b>	<b>69</b>	<b>101,407</b>
Homestead	2	2,000
Veteran	0	0
Other	0	0
<b>Total Exempt</b>	<b>2</b>	<b>2,000</b>

**TIF Increment Value**

**Net Assessed 99,407**

**Net Assessed Under Protest**

Senior Freeze	0	0
Capped Parcels	53	37,120

Personal	Count	Value
Agricultural	2	6,706
Commercial	0	0
Mobile Home	2	4,326
<b>Total Personal</b>	<b>4</b>	<b>11,032</b>
<b>Total Exempt</b>	<b>0</b>	<b>0</b>

**TIF Increment Value**

**Net Assessed 11,032**

**Net Assessed Under Protest**

Public Service	Count	Value
<b>Total PS Value</b>	<b>0</b>	<b>0</b>

**TIF Increment Value**

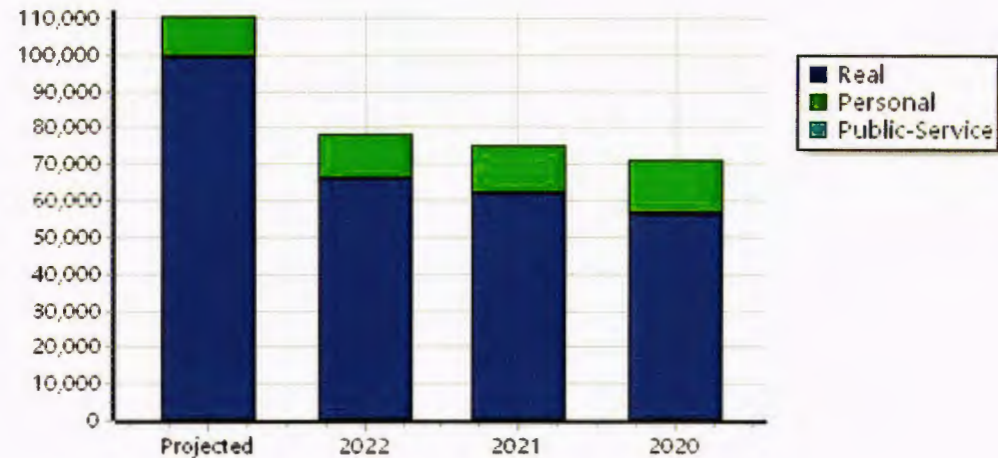
**Net Assessed 0**

**District Totals**

Total Gross Value	112,439
Homestead Loss	2,000
Other Exemption Loss	0
<b>TIF Increment Value</b>	
<b>Retained TIF Value</b>	
<b>Net Assessed Value</b>	<b>110,439</b>

**Net Assessed Under Protest**

\* Public Service Protests Values are not included on this report.



Real	Count	Value
Agricultural	0	0
Commercial	2	3,419
Residential	119	322,803
<b>Total Real Value</b>	<b>121</b>	<b>326,222</b>
Homestead	28	27,378
Veteran	1	675
Other	0	0
<b>Total Exempt</b>	<b>30</b>	<b>28,053</b>

**TIF Increment Value**

**Net Assessed 298,169**

**Net Assessed Under Protest**

Senior Freeze	1	3,744
Capped Parcels	82	359,406

Personal	Count	Value
Agricultural	0	0
Commercial	2	29,473
Mobile Home	2	5,000
<b>Total Personal</b>	<b>4</b>	<b>34,473</b>
<b>Total Exempt</b>	<b>0</b>	<b>0</b>

**TIF Increment Value**

**Net Assessed 34,473**

**Net Assessed Under Protest**

Public Service	Count	Value
<b>Total PS Value</b>	<b>4</b>	<b>92,898</b>

**TIF Increment Value**

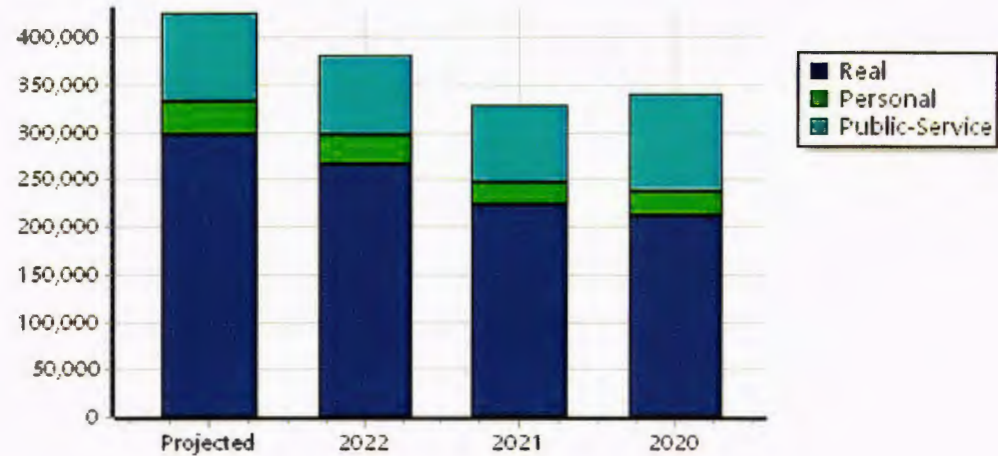

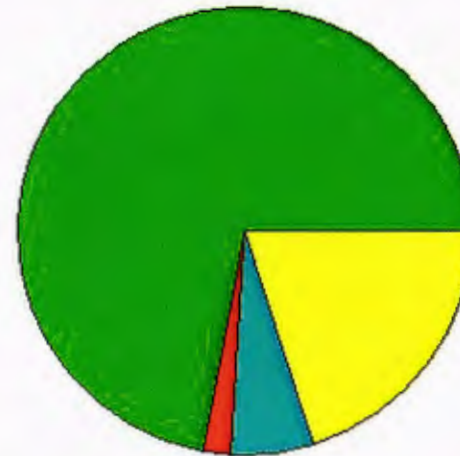
**Net Assessed 92,898**

**District Totals**

Total Gross Value	453,593
Homestead Loss	27,378
Other Exemption Loss	675
<b>TIF Increment Value</b>	
<b>Retained TIF Value</b>	
<b>Net Assessed Value</b>	<b>425,540</b>

**Net Assessed Under Protest**

\* Public Service Protests Values are not included on this report.



Real	Count	Value
Agricultural	0	0
Commercial	0	0
Residential	65	24,847
<b>Total Real Value</b>	<b>65</b>	<b>24,847</b>
Homestead	5	6,000
Veteran	0	0
Other	0	0
<b>Total Exempt</b>	<b>6</b>	<b>6,000</b>

**TIF Increment Value**

**Net Assessed 18,847**

**Net Assessed Under Protest**

Senior Freeze	2	2,348
Capped Parcels	4	8,638

Personal	Count	Value
Agricultural	1	1,255
Commercial	0	0
Mobile Home	0	0
<b>Total Personal</b>	<b>1</b>	<b>1,255</b>
<b>Total Exempt</b>	<b>0</b>	<b>0</b>

**TIF Increment Value**

**Net Assessed 1,255**

**Net Assessed Under Protest**

Public Service	Count	Value
<b>Total PS Value</b>	<b>0</b>	<b>0</b>

**TIF Increment Value**

**Net Assessed 0**

**District Totals**

Total Gross Value	26,102
Homestead Loss	6,000
Other Exemption Loss	0

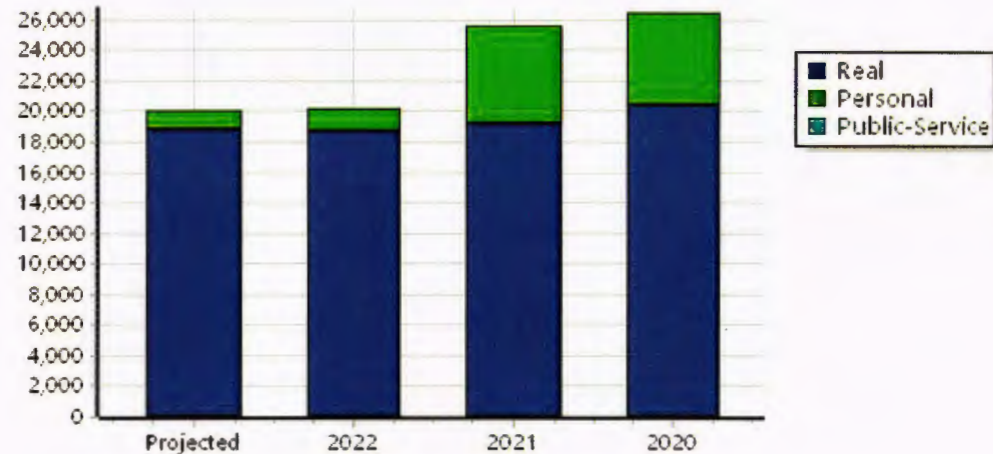

**TIF Increment Value**

**Retained TIF Value**

**Net Assessed Value 20,102**

**Net Assessed Under Protest**

\* Public Service Protests Values are not included on this report.



Real	Count	Value
Agricultural	0	0
Commercial	0	0
Residential	46	61,477
<b>Total Real Value</b>	<b>46</b>	<b>61,477</b>
Homestead	3	4,000
Veteran	0	0
Other	0	0
<b>Total Exempt</b>	<b>4</b>	<b>4,000</b>

**TIF Increment Value**

**Net Assessed** 57,477

**Net Assessed Under Protest**

Senior Freeze	1	3,494
Capped Parcels	19	21,289

Personal	Count	Value
Agricultural	0	0
Commercial	0	0
Mobile Home	1	9,877
<b>Total Personal</b>	<b>1</b>	<b>9,877</b>
<b>Total Exempt</b>	<b>0</b>	<b>0</b>

**TIF Increment Value**

**Net Assessed** 9,877

**Net Assessed Under Protest**

Public Service	Count	Value
<b>Total PS Value</b>	<b>3</b>	<b>34,503</b>

**TIF Increment Value**

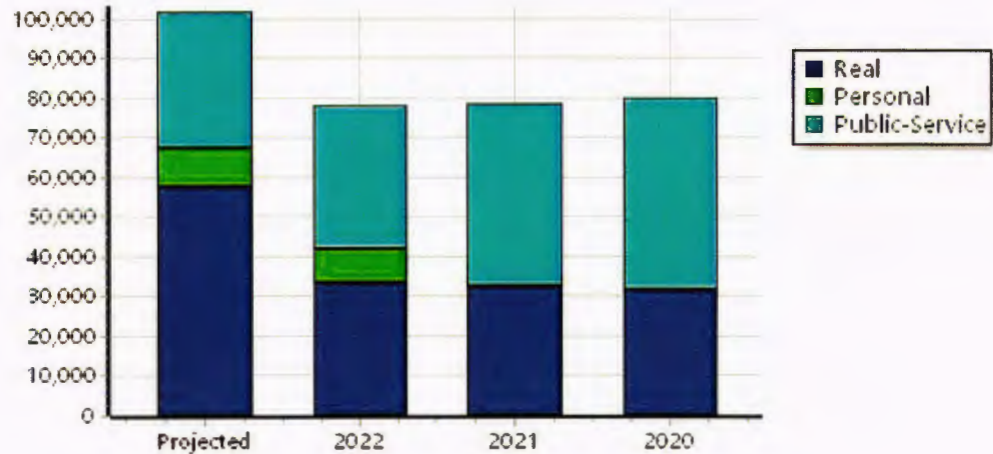

**Net Assessed** 34,503

**District Totals**

Total Gross Value	105,857
Homestead Loss	4,000
Other Exemption Loss	0
<b>TIF Increment Value</b>	
<b>Retained TIF Value</b>	
<b>Net Assessed Value</b>	<b>101,857</b>

**Net Assessed Under Protest**

\* Public Service Protests Values are not included on this report.



Real	Count	Value
Agricultural	3	21,017
Commercial	0	0
Residential	0	0
<b>Total Real Value</b>	<b>3</b>	<b>21,017</b>
Homestead	0	0
Veteran	0	0
Other	0	0
<b>Total Exempt</b>	<b>0</b>	<b>0</b>

**TIF Increment Value**

**Net Assessed 21,017**

**Net Assessed Under Protest**

Senior Freeze	0	0
Capped Parcels	0	0

Personal	Count	Value
Agricultural	2	1,951
Commercial	2	223,629
Mobile Home	3	20,517
<b>Total Personal</b>	<b>7</b>	<b>246,097</b>
<b>Total Exempt</b>	<b>0</b>	<b>0</b>

**TIF Increment Value**

**Net Assessed 246,097**

**Net Assessed Under Protest**

Public Service	Count	Value
<b>Total PS Value</b>	<b>2</b>	<b>4,996</b>

**TIF Increment Value**

**Net Assessed 4,996**

**District Totals**

Total Gross Value 272,110

Homestead Loss 0

Other Exemption Loss 0

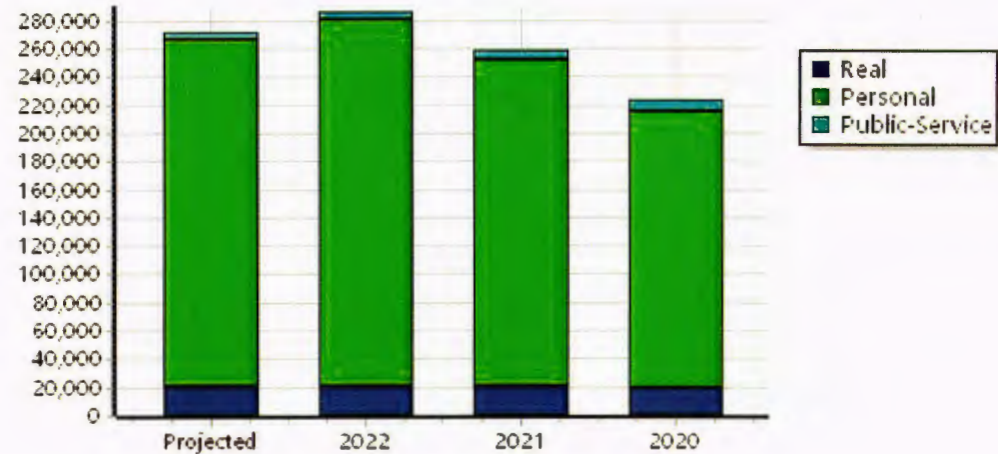
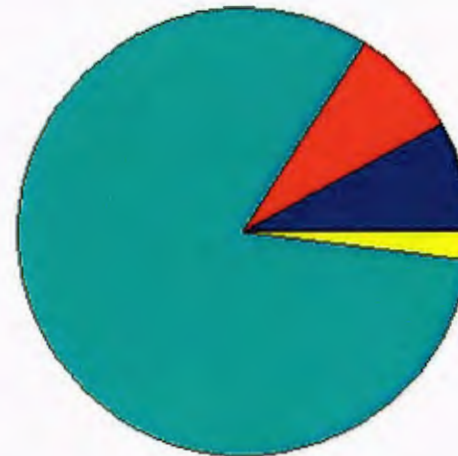
**TIF Increment Value**

**Retained TIF Value**

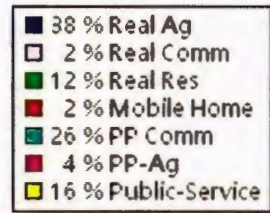
**Net Assessed Value 272,110**

**Net Assessed Under Protest**

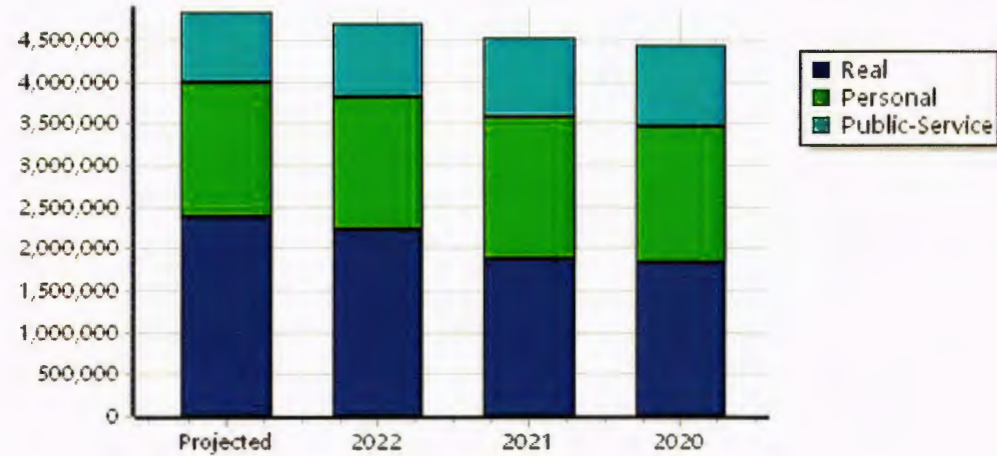
\* Public Service Protests Values are not included on this report.



Real	Count	Value
Agricultural	366	1,827,421
Commercial	32	84,345
Residential	403	565,858
<b>Total Real Value</b>	<b>801</b>	<b>2,477,624</b>
Homestead	84	82,805
Veteran	2	19,176
Other	0	0
<b>Total Exempt</b>	<b>90</b>	<b>101,981</b>
<b>TIF Increment Value</b>		
<b>Net Assessed</b>		<b>2,375,643</b>
<b>Net Assessed Under Protest</b>	<b>0</b>	<b>0</b>
Senior Freeze	6	21,713
Capped Parcels	463	748,627



Personal	Count	Value
Agricultural	50	241,809
Commercial	29	1,326,514
Mobile Home	7	49,316
<b>Total Personal</b>	<b>86</b>	<b>1,617,639</b>
<b>Total Exempt</b>	<b>0</b>	<b>0</b>
<b>TIF Increment Value</b>		
<b>Net Assessed</b>		<b>1,617,639</b>
<b>Net Assessed Under Protest</b>	<b>1</b>	<b>232,864</b>
Public Service	Count	Value
<b>Total PS Value</b>	<b>21</b>	<b>834,792</b>
<b>TIF Increment Value</b>		
<b>Net Assessed</b>		<b>834,792</b>



District Totals	
Total Gross Value	4,930,055
Homestead Loss	82,805
Other Exemption Loss	19,176
<b>TIF Increment Value</b>	
<b>Retained TIF Value</b>	
<b>Net Assessed Value</b>	<b>4,828,074</b>
<b>Net Assessed Under Protest</b>	<b>232,864</b>

\* Public Service Protests Values are not included on this report.

Real	Count	Value
Agricultural	2,785	22,483,767
Commercial	649	24,135,713
Residential	13,664	148,357,471
<b>Total Real Value</b>	<b>17,098</b>	<b>194,976,951</b>
Homestead	5,089	5,222,799
Veteran	279	5,701,499
Other	0	0
<b>Total Exempt</b>	<b>5,543</b>	<b>10,924,298</b>

**TIF Increment Value**

<b>Net Assessed</b>		<b>184,052,653</b>
<b>Net Assessed Under Protest</b>	<b>0</b>	<b>0</b>
Senior Freeze	795	2,454,853
Capped Parcels	7,885	43,057,543

Personal	Count	Value
Agricultural	485	1,055,922
Commercial	766	20,162,621
Mobile Home	573	1,940,404
<b>Total Personal</b>	<b>1,824</b>	<b>23,158,947</b>
<b>Total Exempt</b>	<b>6</b>	<b>7,059</b>

**TIF Increment Value**

<b>Net Assessed</b>		<b>23,151,888</b>
<b>Net Assessed Under Protest</b>	<b>1</b>	<b>1,348,627</b>

Public Service	Count	Value
<b>Total PS Value</b>	<b>106</b>	<b>26,491,676</b>

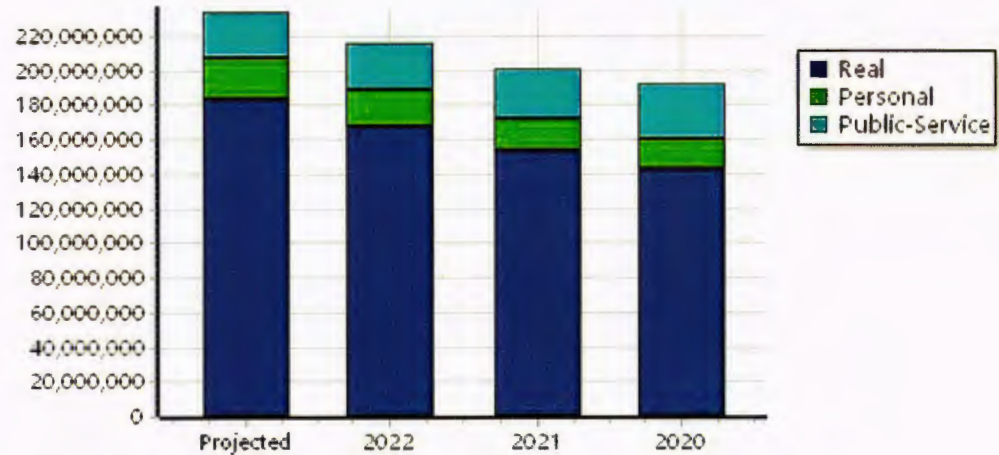
**TIF Increment Value**

<b>Net Assessed</b>		<b>26,491,676</b>
---------------------	--	-------------------

**District Totals**

Total Gross Value	244,627,574
Homestead Loss	5,222,799
Other Exemption Loss	5,708,558
<b>TIF Increment Value</b>	
<b>Retained TIF Value</b>	
<b>Net Assessed Value</b>	<b>233,696,217</b>
<b>Net Assessed Under Protest</b>	<b>1,348,627</b>

\* Public Service Protests Values are not included on this report.





Real	Count	Value
Agricultural	1,333	13,904,523
Commercial	249	6,752,811
Residential	8,014	179,915,471
<b>Total Real Value</b>	<b>9,596</b>	<b>200,572,805</b>
Homestead	3,513	3,564,598
Veteran	230	8,119,886
Other	0	0
<b>Total Exempt</b>	<b>3,805</b>	<b>11,684,484</b>

**TIF Increment Value**

<b>Net Assessed</b>		<b>188,888,321</b>
<b>Net Assessed Under Protest</b>	<b>0</b>	<b>0</b>
Senior Freeze	323	1,678,775
Capped Parcels	5,860	27,175,619

Personal	Count	Value
Agricultural	392	1,047,447
Commercial	388	11,661,246
Mobile Home	252	847,574
<b>Total Personal</b>	<b>1,032</b>	<b>13,556,267</b>
<b>Total Exempt</b>	<b>3</b>	<b>4,042</b>

**TIF Increment Value**

<b>Net Assessed</b>		<b>13,552,225</b>
<b>Net Assessed Under Protest</b>	<b>1</b>	<b>50,540</b>

Public Service	Count	Value
<b>Total PS Value</b>	<b>82</b>	<b>10,842,627</b>

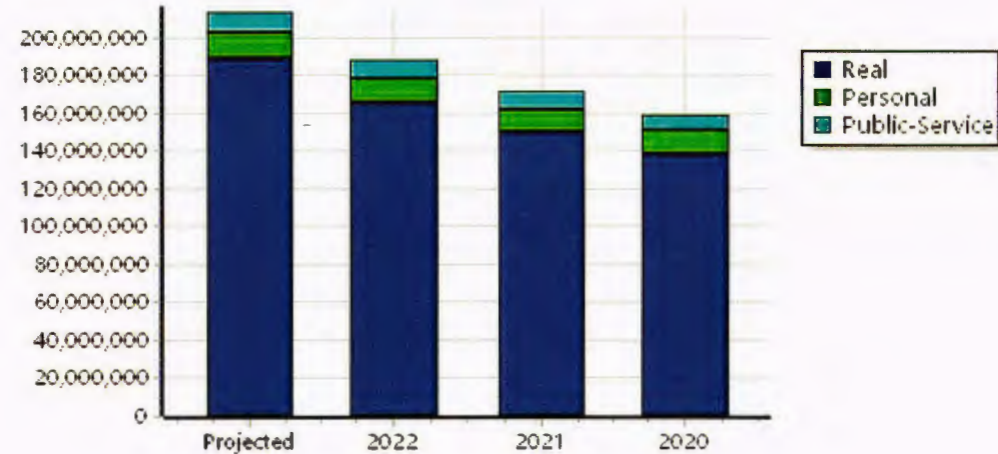
**TIF Increment Value**

<b>Net Assessed</b>		<b>10,842,627</b>
---------------------	--	-------------------

**District Totals**

Total Gross Value	224,971,699
Homestead Loss	3,564,598
Other Exemption Loss	8,123,928
<b>TIF Increment Value</b>	
<b>Retained TIF Value</b>	
<b>Net Assessed Value</b>	<b>213,283,173</b>
<b>Net Assessed Under Protest</b>	<b>50,540</b>

\* Public Service Protests Values are not included on this report.



Real	Count	Value
Agricultural	329	3,629,765
Commercial	13	370,159
Residential	446	8,945,981
<b>Total Real Value</b>	<b>788</b>	<b>12,945,905</b>
Homestead	240	242,000
Veteran	8	193,505
Other	0	0
<b>Total Exempt</b>	<b>250</b>	<b>435,505</b>

**TIF Increment Value**

**Net Assessed** 12,510,400

**Net Assessed Under Protest**

Senior Freeze	16	91,481
Capped Parcels	496	2,800,742

Personal	Count	Value
Agricultural	52	125,631
Commercial	40	7,637,715
Mobile Home	13	58,232
<b>Total Personal</b>	<b>105</b>	<b>7,821,578</b>
<b>Total Exempt</b>	<b>1</b>	<b>29</b>

**TIF Increment Value**

**Net Assessed** 7,821,549

**Net Assessed Under Protest**

Public Service	Count	Value
<b>Total PS Value</b>	<b>23</b>	<b>22,700,122</b>

**TIF Increment Value**

**Net Assessed** 22,700,122

**District Totals**

Total Gross Value	43,467,605
Homestead Loss	242,000
Other Exemption Loss	193,534

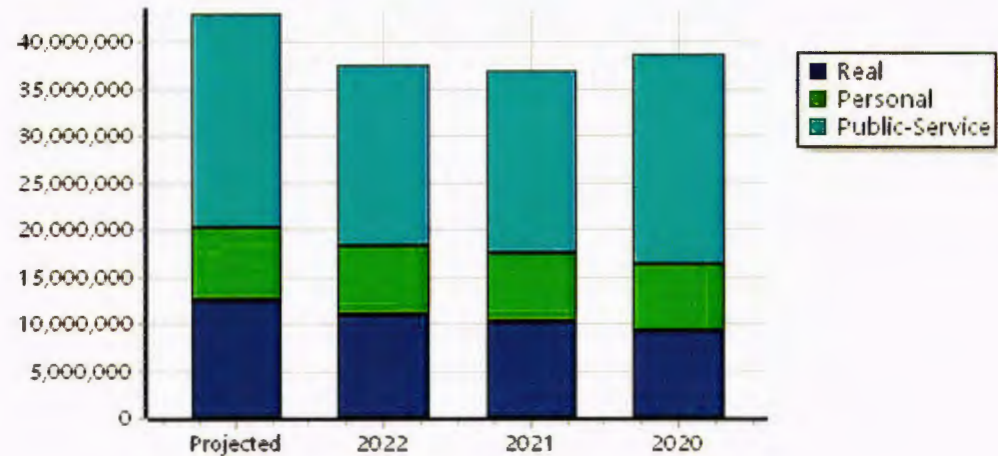
**TIF Increment Value**

**Retained TIF Value**

**Net Assessed Value** 43,032,071

**Net Assessed Under Protest**

\* Public Service Protests Values are not included on this report.



Real	Count	Value
Agricultural	378	2,878,473
Commercial	0	0
Residential	260	2,225,822
<b>Total Real Value</b>	<b>638</b>	<b>5,104,295</b>
Homestead	104	108,615
Veteran	8	233,976
Other	0	0
<b>Total Exempt</b>	<b>118</b>	<b>342,591</b>

**TIF Increment Value**

**Net Assessed 4,761,704**

**Net Assessed Under Protest**

Senior Freeze	15	39,840
Capped Parcels	279	761,749

Personal	Count	Value
Agricultural	31	168,738
Commercial	15	519,119
Mobile Home	15	85,871
<b>Total Personal</b>	<b>61</b>	<b>773,728</b>
<b>Total Exempt</b>	<b>1</b>	<b>200</b>

**TIF Increment Value**

**Net Assessed 773,528**

**Net Assessed Under Protest**

Public Service	Count	Value
<b>Total PS Value</b>	<b>9</b>	<b>5,182,295</b>

**TIF Increment Value**

**Net Assessed 5,182,295**

**District Totals**

Total Gross Value	11,060,318
Homestead Loss	108,615
Other Exemption Loss	234,176

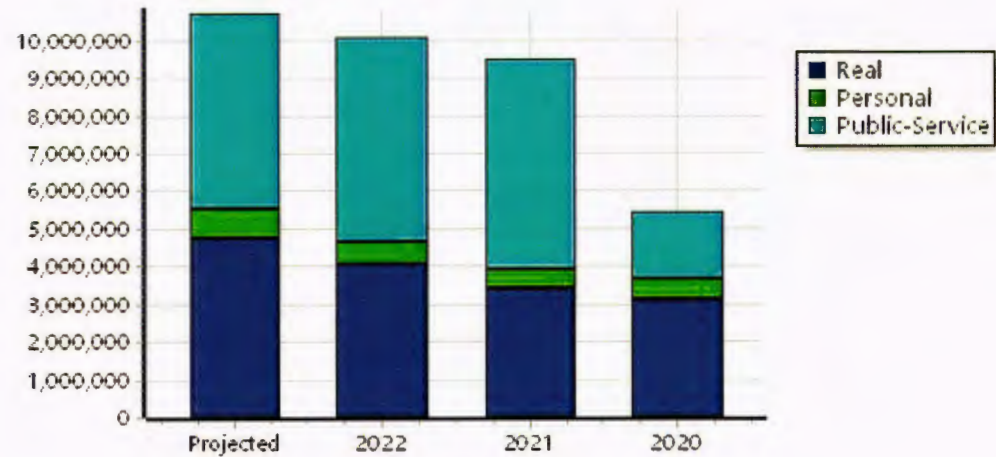
**TIF Increment Value**

**Retained TIF Value**

**Net Assessed Value 10,717,527**

**Net Assessed Under Protest**

\* Public Service Protests Values are not included on this report.



Real	Count	Value
Agricultural	6,216	51,542,331
Commercial	998	31,962,999
Residential	24,909	348,753,688
<b>Total Real Value</b>	<b>32,123</b>	<b>432,259,018</b>
Homestead	9,457	9,658,053
Veteran	549	14,747,506
Other	0	0
<b>Total Exempt</b>	<b>10,281</b>	<b>24,405,559</b>

**TIF Increment Value**

**Net Assessed** 407,853,458

**Net Assessed Under Protest** 0 0

Senior Freeze 1,213 4,480,195

Capped Parcels 16,823 88,475,576

Personal	Count	Value
Agricultural	1,149	2,795,599
Commercial	1,320	43,118,798
Mobile Home	955	3,360,773
<b>Total Personal</b>	<b>3,424</b>	<b>49,275,170</b>
<b>Total Exempt</b>	<b>13</b>	<b>11,730</b>

**TIF Increment Value**

**Net Assessed** 49,263,440

**Net Assessed Under Protest** 3 1,632,031

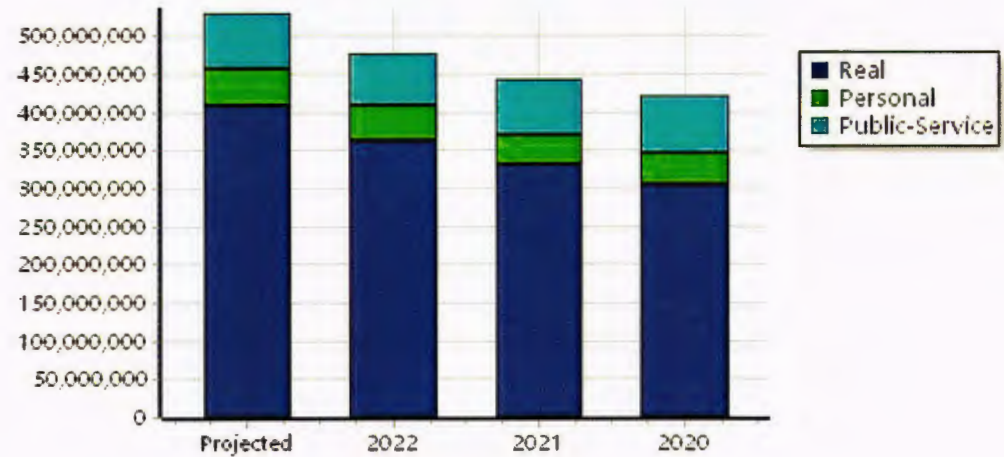
Public Service	Count	Value
<b>Total PS Value</b>	<b>282</b>	<b>72,776,377</b>

**TIF Increment Value**

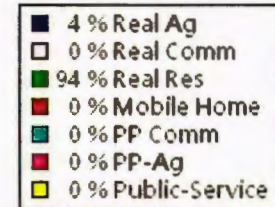
**Net Assessed** 72,776,377

District Totals	
Total Gross Value	554,310,565
Homestead Loss	9,658,053
Other Exemption Loss	14,759,236
<b>TIF Increment Value</b>	
<b>Retained TIF Value</b>	
<b>Net Assessed Value</b>	<b>529,893,275</b>
<b>Net Assessed Under Protest</b>	<b>1,632,031</b>

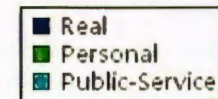

\* Public Service Protests Values are not included on this report.



Real	Count	Value
Agricultural	95	1,068,977
Commercial	4	141,682
Residential	714	22,117,765
<b>Total Real Value</b>	<b>813</b>	<b>23,328,424</b>
Homestead	326	0
Veteran	25	0
Other	0	0
<b>Total Exempt</b>	<b>355</b>	<b>0</b>
<b>TIF Increment Value</b>		<b>0</b>
<b>Net Assessed</b>		<b>23,328,424</b>
<b>Net Assessed Under Protest</b>		
Senior Freeze	14	93,598
Capped Parcels	483	2,094,219



Personal	Count	Value
Agricultural	14	30,804
Commercial	10	88,390
Mobile Home	8	171,053
<b>Total Personal</b>	<b>32</b>	<b>290,247</b>
<b>Total Exempt</b>	<b>0</b>	<b>0</b>
<b>TIF Increment Value</b>		<b>0</b>
<b>Net Assessed</b>		<b>290,247</b>
<b>Net Assessed Under Protest</b>		
<b>Public Service</b>	<b>Count</b>	<b>Value</b>
<b>Total PS Value</b>	<b>0</b>	<b>0</b>
<b>TIF Increment Value</b>		<b>0</b>
<b>Net Assessed</b>		<b>0</b>



<b>District Totals</b>	
Total Gross Value	23,618,671
Homestead Loss	0
Other Exemption Loss	0
<b>TIF Increment Value</b>	<b>0</b>
<b>Retained TIF Value</b>	<b>0</b>
<b>Net Assessed Value</b>	<b>23,618,671</b>
<b>Net Assessed Under Protest</b>	

\* Public Service Protests Values are not included on this report.

Real	Count	Value
Agricultural	391	7,268,193
Commercial	133	5,308,046
Residential	7,043	151,509,500
<b>Total Real Value</b>	<b>7,567</b>	<b>164,085,739</b>

Homestead	2,989	0
Veteran	206	0
Other	0	0
<b>Total Exempt</b>	<b>3,241</b>	<b>0</b>

**TIF Increment Value** 0

**Net Assessed** 164,085,739

**Net Assessed Under Protest**

Senior Freeze	280	1,314,367
Capped Parcels	4,369	20,796,832

Personal	Count	Value
Agricultural	77	352,169
Commercial	248	2,466,585
Mobile Home	172	573,126
<b>Total Personal</b>	<b>497</b>	<b>3,391,880</b>

**Total Exempt** 0 0

**TIF Increment Value** 0

**Net Assessed** 3,391,880

**Net Assessed Under Protest**

Public Service	Count	Value
<b>Total PS Value</b>	<b>25</b>	<b>5,838,976</b>

**TIF Increment Value**

**Net Assessed** 5,838,976

**District Totals**

Total Gross Value 173,316,595

Homestead Loss 0

Other Exemption Loss 0

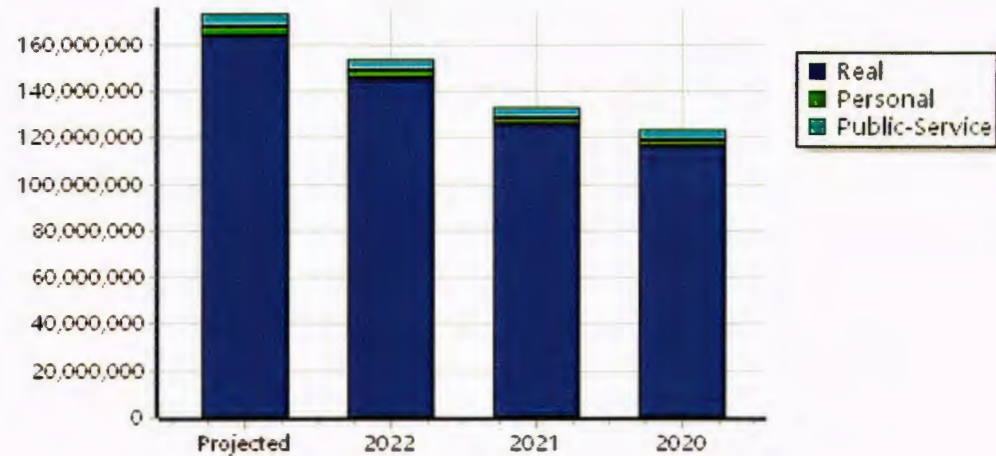

**TIF Increment Value** 0

**Retained TIF Value** 0

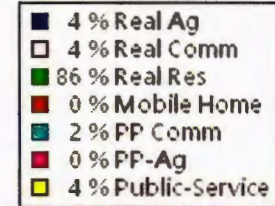
**Net Assessed Value** 173,316,595

**Net Assessed Under Protest**

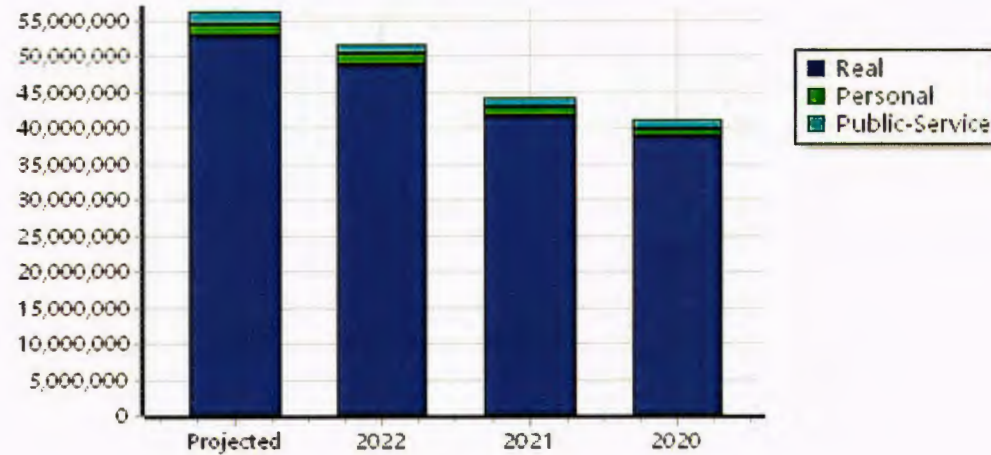
\* Public Service Protests Values are not included on this report.



Real	Count	Value
Agricultural	208	2,799,826
Commercial	31	2,139,532
Residential	2,786	47,977,019
<b>Total Real Value</b>	<b>3,025</b>	<b>52,916,377</b>
Homestead	1,154	0
Veteran	72	0
Other	0	0
<b>Total Exempt</b>	<b>1,244</b>	<b>0</b>
<b>TIF Increment Value</b>		<b>0</b>
<b>Net Assessed</b>		<b>52,916,377</b>
<b>Net Assessed Under Protest</b>		
Senior Freeze	138	547,443
Capped Parcels	1,081	4,412,612



Personal	Count	Value
Agricultural	51	130,409
Commercial	70	1,084,455
Mobile Home	142	418,733
<b>Total Personal</b>	<b>263</b>	<b>1,633,597</b>
<b>Total Exempt</b>	<b>3</b>	<b>0</b>
<b>TIF Increment Value</b>		<b>0</b>
<b>Net Assessed</b>		<b>1,633,597</b>
<b>Net Assessed Under Protest</b>		
<b>Public Service</b>	<b>Count</b>	<b>Value</b>
<b>Total PS Value</b>	<b>10</b>	<b>1,749,663</b>
<b>TIF Increment Value</b>		
<b>Net Assessed</b>		<b>1,749,663</b>



<b>District Totals</b>	
Total Gross Value	56,299,637
Homestead Loss	0
Other Exemption Loss	0
<b>TIF Increment Value</b>	<b>0</b>
<b>Retained TIF Value</b>	<b>0</b>
<b>Net Assessed Value</b>	<b>56,299,637</b>
<b>Net Assessed Under Protest</b>	

\* Public Service Protests Values are not included on this report.

Real	Count	Value
Agricultural	2,574	16,184,471
Commercial	106	755,579
Residential	3,193	13,706,682
<b>Total Real Value</b>	<b>5,873</b>	<b>30,646,732</b>
Homestead	847	864,673
Veteran	38	807,701
Other	0	0
<b>Total Exempt</b>	<b>929</b>	<b>1,672,374</b>

**TIF Increment Value**

**Net Assessed** 28,974,358

**Net Assessed Under Protest** 0 0

Senior Freeze 104 380,783

Capped Parcels 3,256 18,409,945

Personal	Count	Value
Agricultural	336	872,228
Commercial	162	9,148,188
Mobile Home	142	586,661
<b>Total Personal</b>	<b>640</b>	<b>10,607,077</b>
<b>Total Exempt</b>	<b>3</b>	<b>600</b>

**TIF Increment Value**

**Net Assessed** 10,606,477

**Net Assessed Under Protest** 2 1,581,491

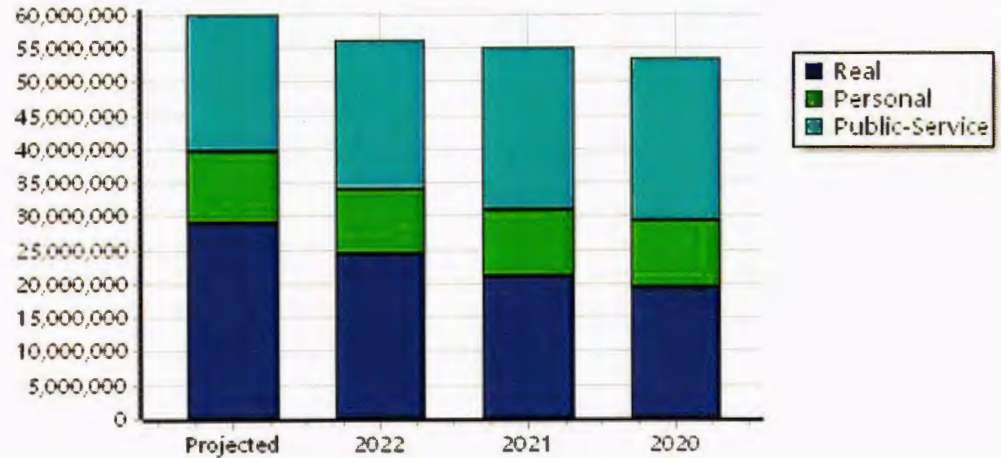
Public Service	Count	Value
<b>Total PS Value</b>	<b>110</b>	<b>20,348,554</b>

**TIF Increment Value**

**Net Assessed** 20,348,554

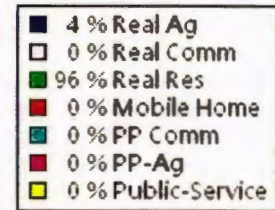
District Totals	
Total Gross Value	61,602,363
Homestead Loss	864,673
Other Exemption Loss	808,301
<b>TIF Increment Value</b>	
<b>Retained TIF Value</b>	
<b>Net Assessed Value</b>	<b>59,929,389</b>
<b>Net Assessed Under Protest</b>	<b>1,581,491</b>

\* Public Service Protests Values are not included on this report.


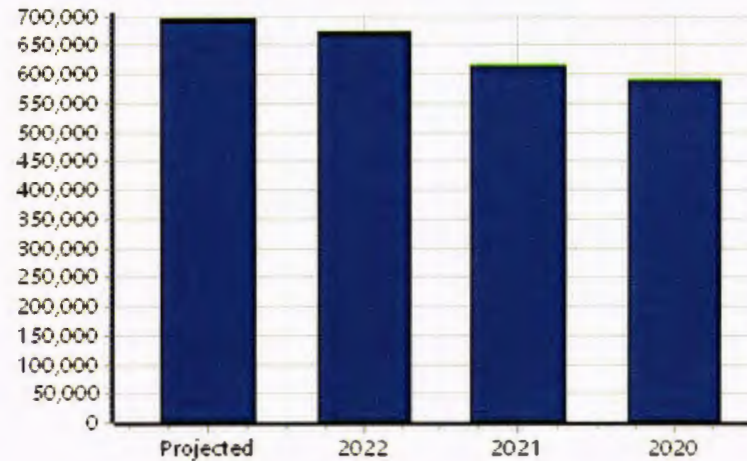




Real	Count	Value
Agricultural	1	23,628
Commercial	0	0
Residential	32	665,758
<b>Total Real Value</b>	<b>33</b>	<b>689,386</b>
Homestead	21	0
Veteran	0	0
Other	0	0
<b>Total Exempt</b>	<b>21</b>	<b>0</b>
<b>TIF Increment Value</b>		<b>0</b>
<b>Net Assessed</b>		<b>689,386</b>
<b>Net Assessed Under Protest</b>		
Senior Freeze	1	3,614
Capped Parcels	31	144,412



Personal	Count	Value
Agricultural	2	5,968
Commercial	1	38
Mobile Home	0	0
<b>Total Personal</b>	<b>3</b>	<b>6,006</b>
<b>Total Exempt</b>	<b>0</b>	<b>0</b>
<b>TIF Increment Value</b>		<b>0</b>
<b>Net Assessed</b>		<b>6,006</b>
<b>Net Assessed Under Protest</b>		



Public Service	Count	Value
<b>Total PS Value</b>	<b>0</b>	<b>0</b>
<b>TIF Increment Value</b>		<b>0</b>
<b>Net Assessed</b>		<b>0</b>

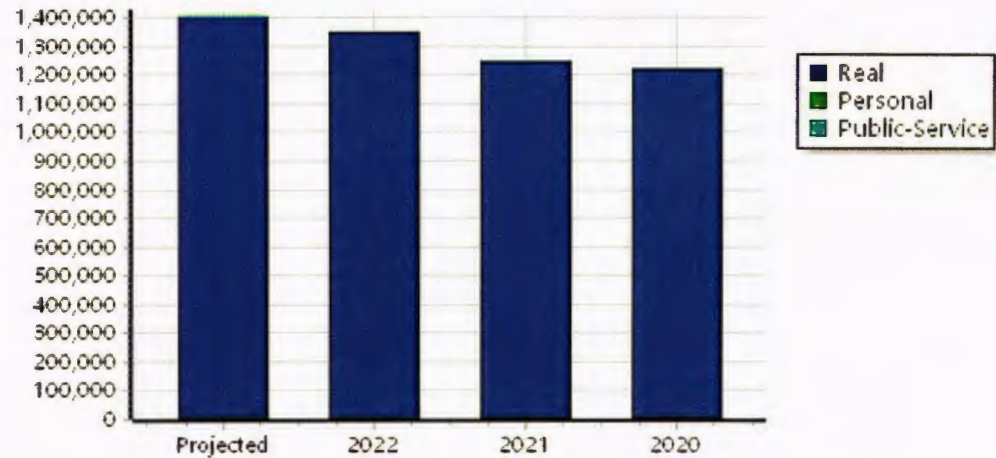
<b>District Totals</b>	
Total Gross Value	695,392
Homestead Loss	0
Other Exemption Loss	0
<b>TIF Increment Value</b>	<b>0</b>
<b>Retained TIF Value</b>	<b>0</b>
<b>Net Assessed Value</b>	<b>695,392</b>
<b>Net Assessed Under Protest</b>	

\* Public Service Protests Values are not included on this report.

Real	Count	Value
Agricultural	0	0
Commercial	0	0
Residential	53	1,407,761
<b>Total Real Value</b>	<b>53</b>	<b>1,407,761</b>
Homestead	35	0
Veteran	2	0
Other	0	0
<b>Total Exempt</b>	<b>37</b>	<b>0</b>
<b>TIF Increment Value</b>		<b>0</b>
<b>Net Assessed</b>		<b>1,407,761</b>
<b>Net Assessed Under Protest</b>		
Senior Freeze	3	11,588
Capped Parcels	47	178,229



Personal	Count	Value
Agricultural	0	0
Commercial	1	26
Mobile Home	0	0
<b>Total Personal</b>	<b>1</b>	<b>26</b>
<b>Total Exempt</b>	<b>0</b>	<b>0</b>
<b>TIF Increment Value</b>		<b>0</b>
<b>Net Assessed</b>		<b>26</b>
<b>Net Assessed Under Protest</b>		
<b>Public Service</b>	<b>Count</b>	<b>Value</b>
<b>Total PS Value</b>	0	0
<b>TIF Increment Value</b>		<b>0</b>
<b>Net Assessed</b>		<b>0</b>



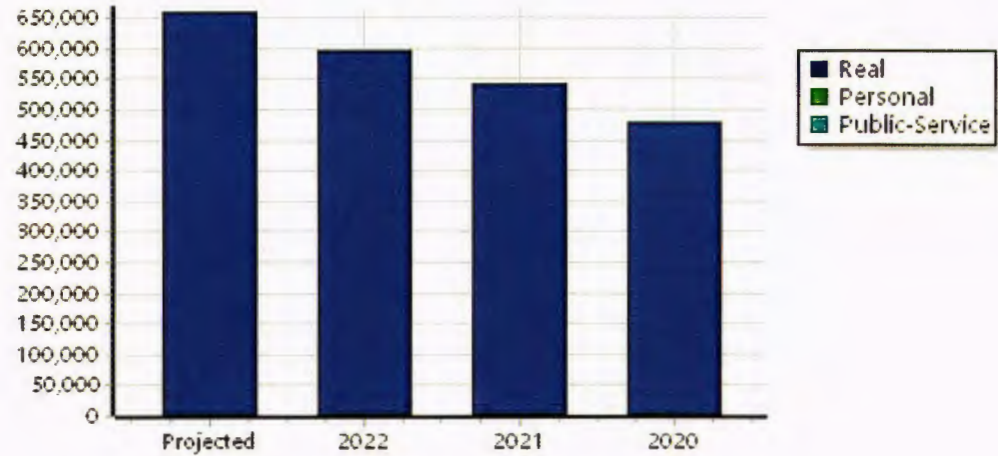
District Totals	
Total Gross Value	1,407,787
Homestead Loss	0
Other Exemption Loss	0
<b>TIF Increment Value</b>	<b>0</b>
<b>Retained TIF Value</b>	<b>0</b>
<b>Net Assessed Value</b>	<b>1,407,787</b>
<b>Net Assessed Under Protest</b>	

\* Public Service Protests Values are not included on this report.

Real	Count	Value
Agricultural	0	0
Commercial	0	0
Residential	28	659,973
<b>Total Real Value</b>	<b>28</b>	<b>659,973</b>
Homestead	18	0
Veteran	0	0
Other	0	0
<b>Total Exempt</b>	<b>18</b>	<b>0</b>
<b>TIF Increment Value</b>		<b>0</b>
<b>Net Assessed</b>		<b>659,973</b>
<b>Net Assessed Under Protest</b>		
Senior Freeze	3	13,906
Capped Parcels	21	78,512




Personal	Count	Value
Agricultural	0	0
Commercial	0	0
Mobile Home	0	0
<b>Total Personal</b>	<b>0</b>	<b>0</b>
<b>Total Exempt</b>	<b>0</b>	<b>0</b>
<b>TIF Increment Value</b>		<b>0</b>
<b>Net Assessed</b>		<b>0</b>
<b>Net Assessed Under Protest</b>		
<b>Public Service</b>	<b>Count</b>	<b>Value</b>
<b>Total PS Value</b>	<b>0</b>	<b>0</b>
<b>TIF Increment Value</b>		<b>0</b>
<b>Net Assessed</b>		<b>0</b>



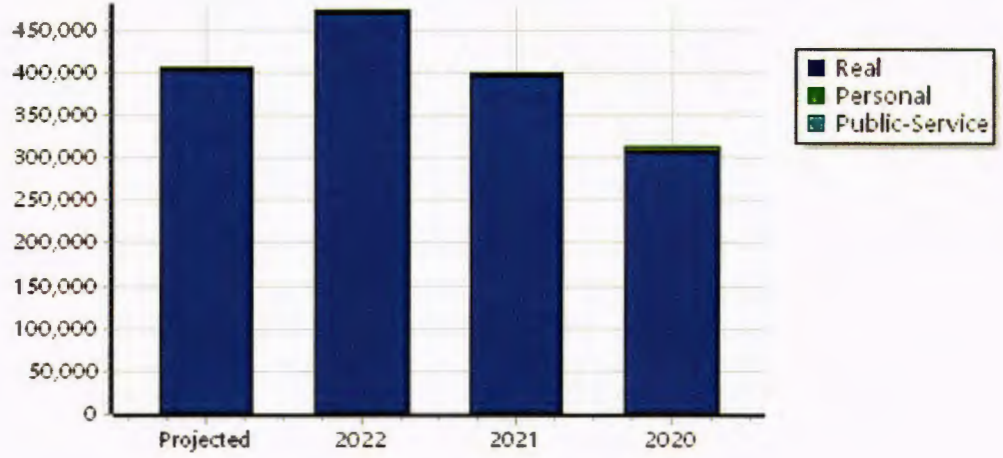
<b>District Totals</b>	
Total Gross Value	659,973
Homestead Loss	0
Other Exemption Loss	0
<b>TIF Increment Value</b>	<b>0</b>
<b>Retained TIF Value</b>	<b>0</b>
<b>Net Assessed Value</b>	<b>659,973</b>
<b>Net Assessed Under Protest</b>	

\* Public Service Protests Values are not included on this report.

Real	Count	Value
Agricultural	0	0
Commercial	0	0
Residential	61	401,600
<b>Total Real Value</b>	<b>61</b>	<b>401,600</b>
Homestead	21	0
Veteran	1	0
Other	0	0
<b>Total Exempt</b>	<b>22</b>	<b>0</b>
<b>TIF Increment Value</b>		<b>0</b>
<b>Net Assessed</b>		<b>401,600</b>
<b>Net Assessed Under Protest</b>		
Senior Freeze	3	12,753
Capped Parcels	31	79,236



Personal	Count	Value
Agricultural	0	0
Commercial	0	0
Mobile Home	1	3,812
<b>Total Personal</b>	<b>1</b>	<b>3,812</b>
<b>Total Exempt</b>	<b>0</b>	<b>0</b>
<b>TIF Increment Value</b>		<b>0</b>
<b>Net Assessed</b>		<b>3,812</b>
<b>Net Assessed Under Protest</b>		
<b>Public Service</b>	<b>Count</b>	<b>Value</b>
<b>Total PS Value</b>	0	0
<b>TIF Increment Value</b>		<b>0</b>
<b>Net Assessed</b>		<b>0</b>



<b>District Totals</b>	
Total Gross Value	405,412
Homestead Loss	0
Other Exemption Loss	0
<b>TIF Increment Value</b>	<b>0</b>
<b>Retained TIF Value</b>	<b>0</b>
<b>Net Assessed Value</b>	<b>405,412</b>

**Net Assessed Under Protest**  
 \* Public Service Protests Values are not included on this report.

Real	Count	Value
Agricultural	1,980	17,823,572
Commercial	630	24,084,450
Residential	13,256	146,185,554
<b>Total Real Value</b>	<b>15,866</b>	<b>188,093,576</b>
Homestead	4,857	4,986,782
Veteran	273	5,626,414
Other	0	0
<b>Total Exempt</b>	<b>5,297</b>	<b>10,613,196</b>

**TIF Increment Value**

**Net Assessed** 177,480,380

**Net Assessed Under Protest**

Senior Freeze	770	2,329,156
Capped Parcels	7,211	40,089,270

Personal	Count	Value
Agricultural	369	750,293
Commercial	730	14,671,649
Mobile Home	548	1,868,306
<b>Total Personal</b>	<b>1,647</b>	<b>17,290,248</b>
<b>Total Exempt</b>	<b>6</b>	<b>7,059</b>

**TIF Increment Value**

**Net Assessed** 17,283,189

**Net Assessed Under Protest**

Public Service	Count	Value
<b>Total PS Value</b>	<b>67</b>	<b>18,885,074</b>

**TIF Increment Value**

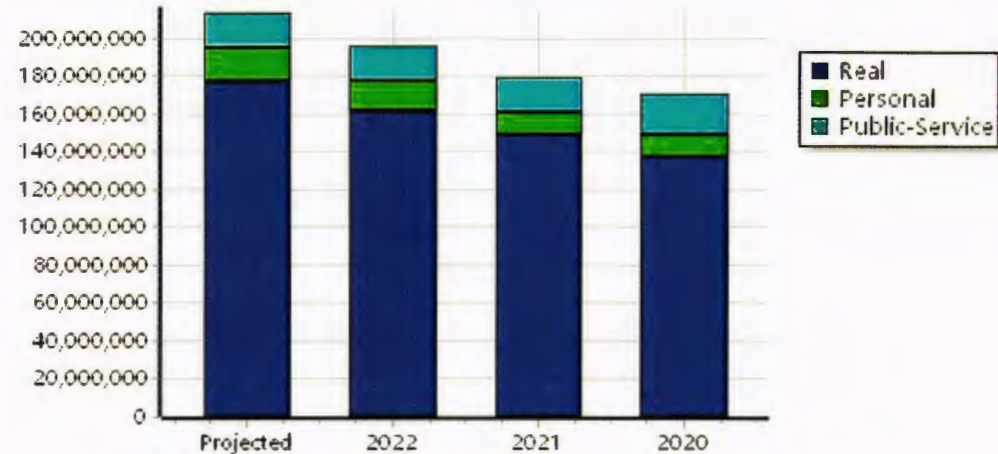
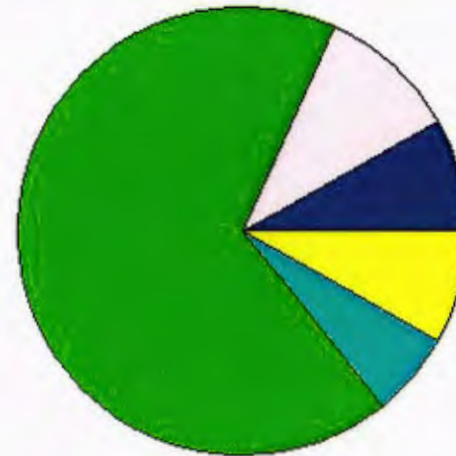
**Net Assessed** 18,885,074

**District Totals**

Total Gross Value	224,268,898
Homestead Loss	4,986,782
Other Exemption Loss	5,633,473
<b>TIF Increment Value</b>	
<b>Retained TIF Value</b>	
<b>Net Assessed Value</b>	<b>213,648,643</b>

**Net Assessed Under Protest**

\* Public Service Protests Values are not included on this report.



Real	Count	Value
Agricultural	955	6,821,013
Commercial	125	1,326,128
Residential	1,639	11,483,364
<b>Total Real Value</b>	<b>2,719</b>	<b>19,630,505</b>
Homestead	638	664,103
Veteran	25	392,566
Other	0	0
<b>Total Exempt</b>	<b>696</b>	<b>1,056,669</b>

**TIF Increment Value**

**Net Assessed** 18,573,836

**Net Assessed Under Protest** 0 0

Senior Freeze	118	495,040
Capped Parcels	1,563	6,221,413

Personal	Count	Value
Agricultural	307	695,608
Commercial	145	8,931,823
Mobile Home	140	323,980
<b>Total Personal</b>	<b>592</b>	<b>9,951,411</b>
<b>Total Exempt</b>	<b>3</b>	<b>4,042</b>

**TIF Increment Value**

**Net Assessed** 9,947,369

**Net Assessed Under Protest** 1 50,540

Public Service	Count	Value
<b>Total PS Value</b>	<b>34</b>	<b>3,478,788</b>

**TIF Increment Value**

**Net Assessed** 3,478,788

**District Totals**

Total Gross Value 33,060,704

Homestead Loss 664,103

Other Exemption Loss 396,608

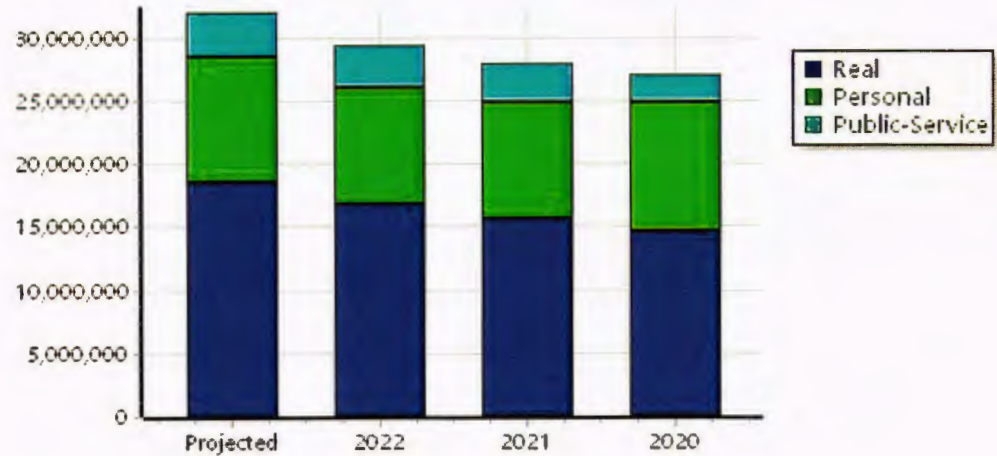
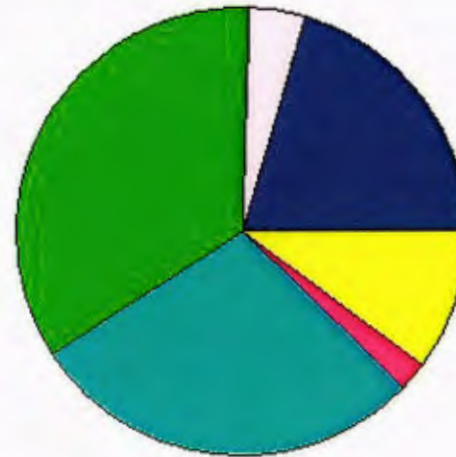
**TIF Increment Value**

**Retained TIF Value**

**Net Assessed Value** 31,999,993

**Net Assessed Under Protest** 50,540

\* Public Service Protests Values are not included on this report.



Real	Count	Value
Agricultural	734	4,270,165
Commercial	19	51,263
Residential	359	1,989,888
<b>Total Real Value</b>	<b>1,112</b>	<b>6,311,316</b>
Homestead	214	217,988
Veteran	5	48,902
Other	0	0
<b>Total Exempt</b>	<b>226</b>	<b>266,890</b>

**TIF Increment Value**

<b>Net Assessed</b>		<b>6,044,426</b>
<b>Net Assessed Under Protest</b>	<b>0</b>	<b>0</b>
Senior Freeze	23	121,925
Capped Parcels	630	2,887,832

Personal	Count	Value
Agricultural	105	286,961
Commercial	34	5,304,026
Mobile Home	24	65,974
<b>Total Personal</b>	<b>163</b>	<b>5,656,961</b>
<b>Total Exempt</b>	<b>0</b>	<b>0</b>

**TIF Increment Value**

<b>Net Assessed</b>		<b>5,656,961</b>
<b>Net Assessed Under Protest</b>	<b>1</b>	<b>1,348,627</b>

Public Service	Count	Value
<b>Total PS Value</b>	<b>30</b>	<b>7,115,343</b>

**TIF Increment Value**

<b>Net Assessed</b>		<b>7,115,343</b>
---------------------	--	------------------

**District Totals**

Total Gross Value	19,083,620
Homestead Loss	217,988
Other Exemption Loss	48,902

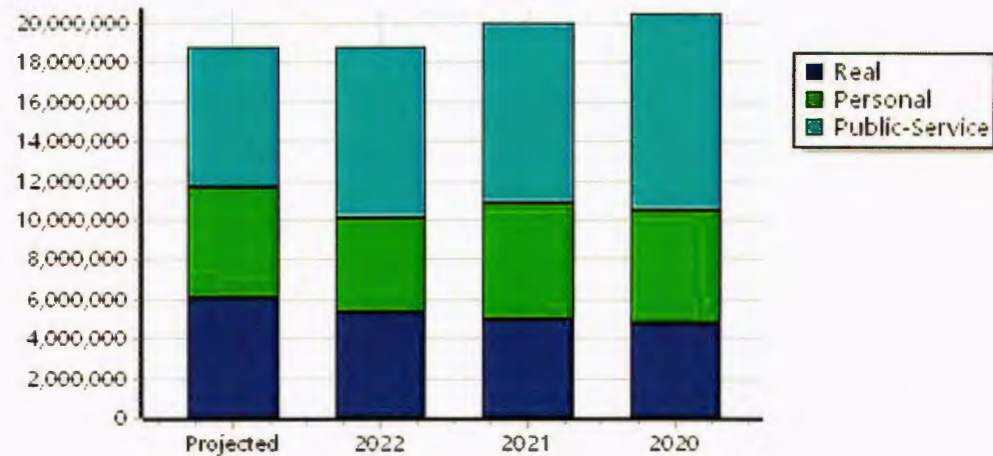
**TIF Increment Value**

**Retained TIF Value**

<b>Net Assessed Value</b>	<b>18,816,730</b>
---------------------------	-------------------

<b>Net Assessed Under Protest</b>	<b>1,348,627</b>
-----------------------------------	------------------

\* Public Service Protests Values are not included on this report.



Real	Count	Value
Agricultural	1,022	6,797,365
Commercial	55	619,971
Residential	2,122	8,743,085
<b>Total Real Value</b>	<b>3,199</b>	<b>16,160,421</b>

Homestead	427	437,236
Veteran	22	479,464
Other	0	0
<b>Total Exempt</b>	<b>475</b>	<b>916,700</b>

**TIF Increment Value**

**Net Assessed** 15,243,721

**Net Assessed Under Protest**

Senior Freeze	58	193,533
Capped Parcels	1,840	13,931,296

Personal	Count	Value
Agricultural	137	154,101
Commercial	80	1,587,954
Mobile Home	92	358,859
<b>Total Personal</b>	<b>309</b>	<b>2,100,914</b>

**Total Exempt** 2 400

**TIF Increment Value**

**Net Assessed** 2,100,514

**Net Assessed Under Protest**

Public Service	Count	Value
<b>Total PS Value</b>	<b>39</b>	<b>6,719,869</b>

**TIF Increment Value**

**Net Assessed** 6,719,869

**District Totals**

Total Gross Value 24,981,204

Homestead Loss 437,236

Other Exemption Loss 479,864

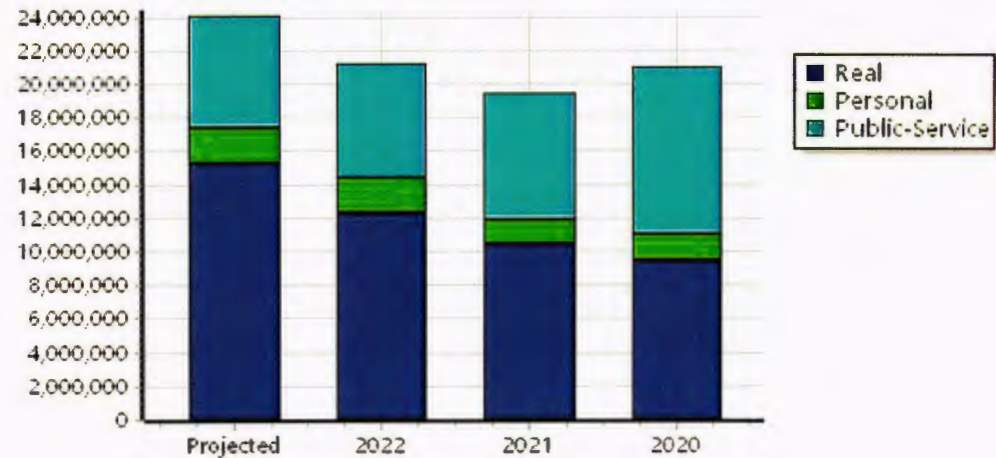
**TIF Increment Value**

**Retained TIF Value**

**Net Assessed Value** 24,064,104


**Net Assessed Under Protest**

\* Public Service Protests Values are not included on this report.

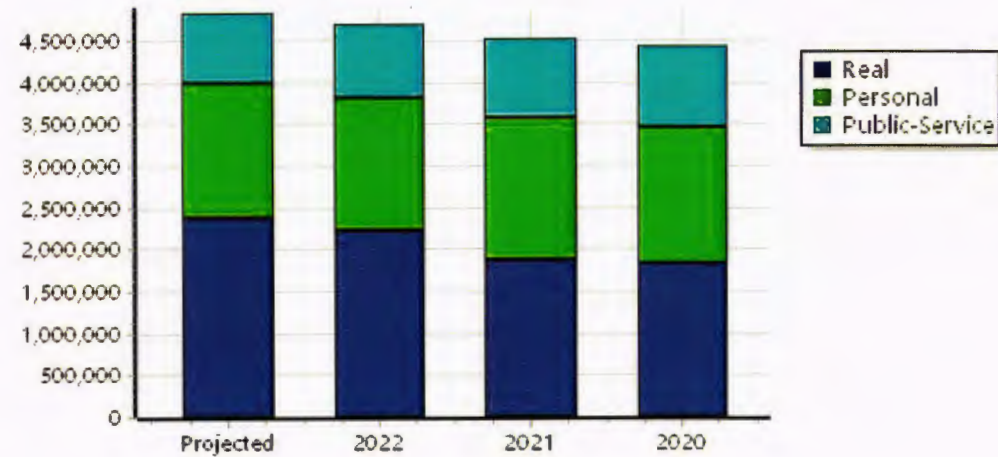




Real	Count	Value
Agricultural	366	1,827,421
Commercial	32	84,345
Residential	403	565,858
<b>Total Real Value</b>	<b>801</b>	<b>2,477,624</b>
Homestead	84	82,805
Veteran	2	19,176
Other	0	0
<b>Total Exempt</b>	<b>90</b>	<b>101,981</b>
<b>TIF Increment Value</b>		
<b>Net Assessed</b>		<b>2,375,643</b>
<b>Net Assessed Under Protest</b>	<b>0</b>	<b>0</b>
Senior Freeze	6	21,713
Capped Parcels	463	748,627



Personal	Count	Value
Agricultural	50	241,809
Commercial	29	1,326,514
Mobile Home	7	49,316
<b>Total Personal</b>	<b>86</b>	<b>1,617,639</b>
<b>Total Exempt</b>	<b>0</b>	<b>0</b>
<b>TIF Increment Value</b>		
<b>Net Assessed</b>		<b>1,617,639</b>
<b>Net Assessed Under Protest</b>	<b>1</b>	<b>232,864</b>
<b>Public Service</b>		
<b>Total PS Value</b>	<b>21</b>	<b>834,792</b>
<b>TIF Increment Value</b>		
<b>Net Assessed</b>		<b>834,792</b>



<b>District Totals</b>	
Total Gross Value	4,930,055
Homestead Loss	82,805
Other Exemption Loss	19,176
<b>TIF Increment Value</b>	
<b>Retained TIF Value</b>	
<b>Net Assessed Value</b>	<b>4,828,074</b>
<b>Net Assessed Under Protest</b>	<b>232,864</b>

\* Public Service Protests Values are not included on this report.

Real	Count	Value
Agricultural	203	4,634,559
Commercial	119	5,257,810
Residential	4,253	113,373,259
<b>Total Real Value</b>	<b>4,575</b>	<b>123,265,628</b>
Homestead	1,936	1,955,495
Veteran	131	4,732,940
Other	0	0
<b>Total Exempt</b>	<b>2,090</b>	<b>6,688,435</b>

**TIF Increment Value**

**Net Assessed 116,577,193**

**Net Assessed Under Protest**

Senior Freeze	147	827,568
Capped Parcels	2,840	14,736,308

Personal	Count	Value
Agricultural	44	279,769
Commercial	200	2,293,820
Mobile Home	88	273,688
<b>Total Personal</b>	<b>332</b>	<b>2,847,277</b>
<b>Total Exempt</b>	<b>0</b>	<b>0</b>

**TIF Increment Value**

**Net Assessed 2,847,277**

**Net Assessed Under Protest**

Public Service	Count	Value
<b>Total PS Value</b>	<b>32</b>	<b>5,067,332</b>

**TIF Increment Value**

**Net Assessed 5,067,332**

**District Totals**

Total Gross Value	131,180,237
Homestead Loss	1,955,495
Other Exemption Loss	4,732,940

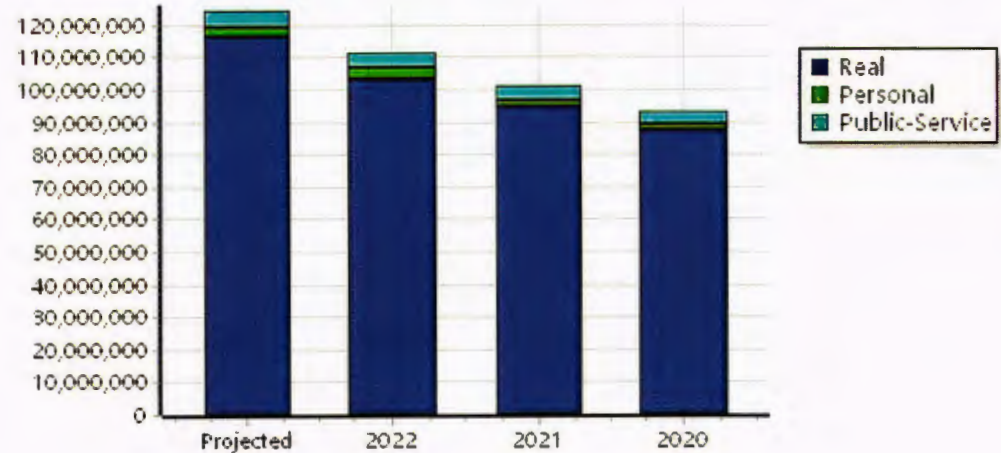
**TIF Increment Value**

**Retained TIF Value**

**Net Assessed Value 124,491,802**

**Net Assessed Under Protest**

\* Public Service Protests Values are not included on this report.



Real	Count	Value
Agricultural	329	3,629,765
Commercial	13	370,159
Residential	446	8,945,981
<b>Total Real Value</b>	<b>788</b>	<b>12,945,905</b>
Homestead	240	242,000
Veteran	8	193,505
Other	0	0
<b>Total Exempt</b>	<b>250</b>	<b>435,505</b>

**TIF Increment Value**

**Net Assessed** 12,510,400

**Net Assessed Under Protest**

Senior Freeze	16	91,481
Capped Parcels	496	2,800,742

Personal	Count	Value
Agricultural	52	125,631
Commercial	40	7,637,715
Mobile Home	13	58,232
<b>Total Personal</b>	<b>105</b>	<b>7,821,578</b>
<b>Total Exempt</b>	<b>1</b>	<b>29</b>

**TIF Increment Value**

**Net Assessed** 7,821,549

**Net Assessed Under Protest**

Public Service	Count	Value
<b>Total PS Value</b>	<b>23</b>	<b>22,700,122</b>

**TIF Increment Value**

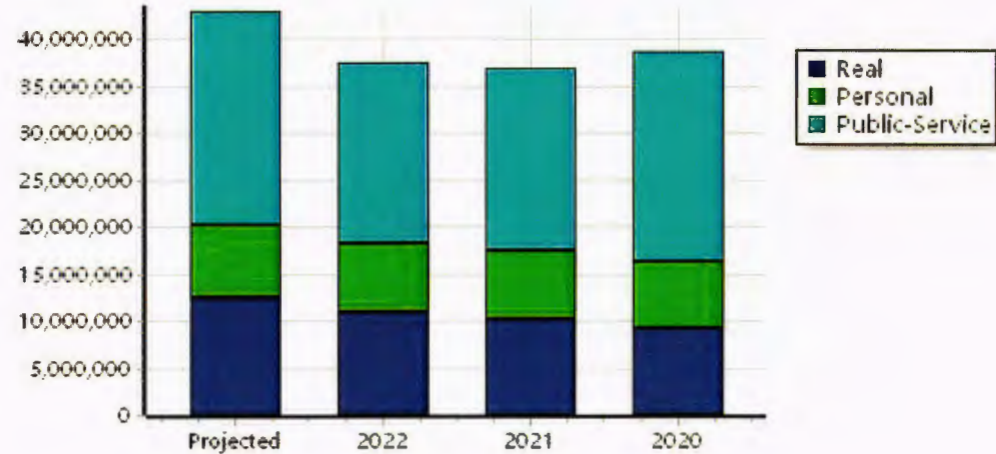

**Net Assessed** 22,700,122

**District Totals**

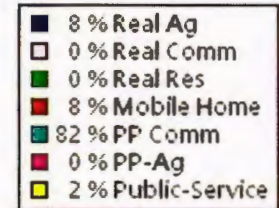
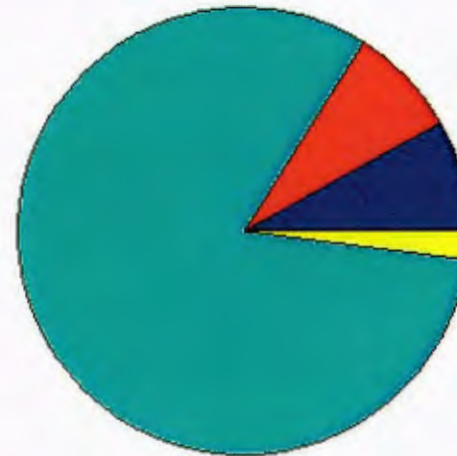
Total Gross Value	43,467,605
Homestead Loss	242,000
Other Exemption Loss	193,534
<b>TIF Increment Value</b>	
<b>Retained TIF Value</b>	
<b>Net Assessed Value</b>	<b>43,032,071</b>

**Net Assessed Under Protest**

\* Public Service Protests Values are not included on this report.



Real	Count	Value
Agricultural	3	21,017
Commercial	0	0
Residential	0	0
<b>Total Real Value</b>	<b>3</b>	<b>21,017</b>
Homestead	0	0
Veteran	0	0
Other	0	0
<b>Total Exempt</b>	<b>0</b>	<b>0</b>



**TIF Increment Value**

**Net Assessed** 21,017

**Net Assessed Under Protest**

Senior Freeze	0	0
Capped Parcels	0	0

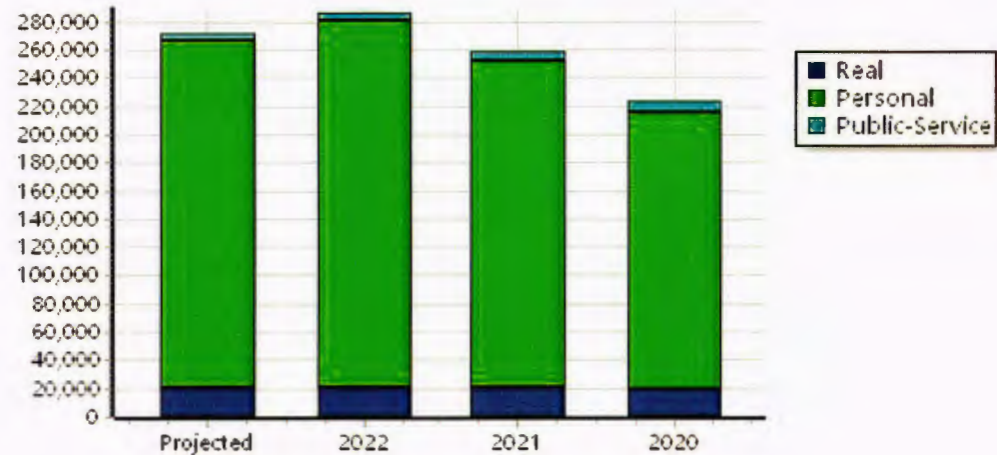
Personal	Count	Value
Agricultural	2	1,951
Commercial	2	223,629
Mobile Home	3	20,517
<b>Total Personal</b>	<b>7</b>	<b>246,097</b>
<b>Total Exempt</b>	<b>0</b>	<b>0</b>

**TIF Increment Value**

**Net Assessed** 246,097

**Net Assessed Under Protest**

Public Service	Count	Value
<b>Total PS Value</b>	<b>2</b>	<b>4,996</b>
<b>TIF Increment Value</b>		
<b>Net Assessed</b>		<b>4,996</b>



District Totals	
Total Gross Value	272,110
Homestead Loss	0
Other Exemption Loss	0
<b>TIF Increment Value</b>	
<b>Retained TIF Value</b>	
<b>Net Assessed Value</b>	<b>272,110</b>
<b>Net Assessed Under Protest</b>	

\* Public Service Protests Values are not included on this report.

Real	Count	Value
Agricultural	378	2,878,473
Commercial	0	0
Residential	260	2,225,822
<b>Total Real Value</b>	<b>638</b>	<b>5,104,295</b>
Homestead	104	108,615
Veteran	8	233,976
Other	0	0
<b>Total Exempt</b>	<b>118</b>	<b>342,591</b>

**TIF Increment Value**

**Net Assessed** 4,761,704

**Net Assessed Under Protest**

Senior Freeze	15	39,840
Capped Parcels	279	761,749

Personal	Count	Value
Agricultural	31	168,738
Commercial	15	519,119
Mobile Home	15	85,871
<b>Total Personal</b>	<b>61</b>	<b>773,728</b>
<b>Total Exempt</b>	<b>1</b>	<b>200</b>

**TIF Increment Value**

**Net Assessed** 773,528

**Net Assessed Under Protest**

Public Service	Count	Value
<b>Total PS Value</b>	<b>9</b>	<b>5,182,295</b>

**TIF Increment Value**

**Net Assessed** 5,182,295

**District Totals**

Total Gross Value	11,060,318
Homestead Loss	108,615
Other Exemption Loss	234,176

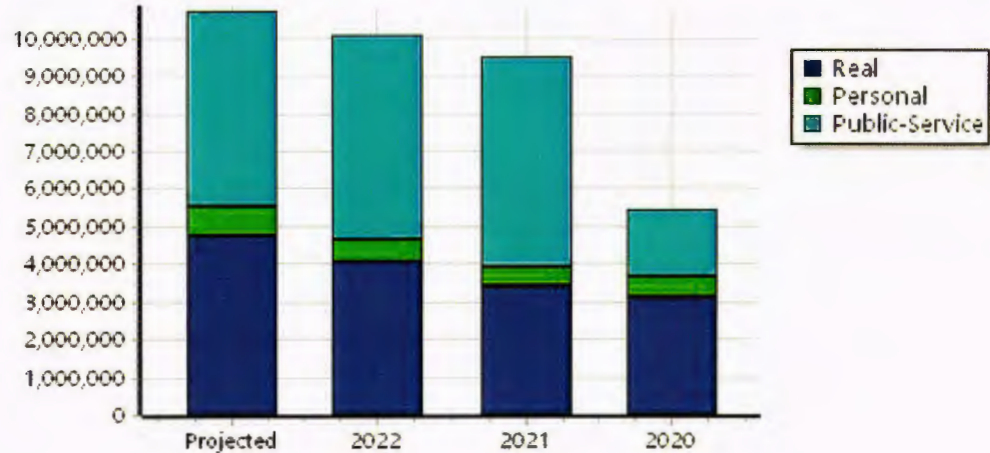
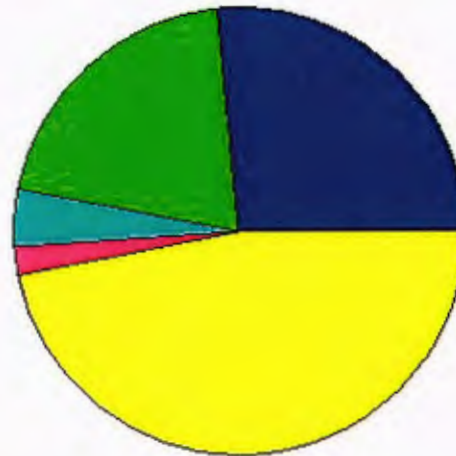
**TIF Increment Value**

**Retained TIF Value**

**Net Assessed Value** 10,717,527

**Net Assessed Under Protest**

\* Public Service Protests Values are not included on this report.



Real	Count	Value
Agricultural	175	2,448,951
Commercial	5	168,873
Residential	2,122	55,058,848
<b>Total Real Value</b>	<b>2,302</b>	<b>57,676,672</b>
Homestead	939	945,000
Veteran	74	2,994,380
Other	0	0
<b>Total Exempt</b>	<b>1,019</b>	<b>3,939,380</b>

**TIF Increment Value**

**Net Assessed 53,737,292**

**Net Assessed Under Protest**

Senior Freeze	58	356,167
Capped Parcels	1,457	6,217,898

Personal	Count	Value
Agricultural	41	72,070
Commercial	43	435,603
Mobile Home	24	249,906
<b>Total Personal</b>	<b>108</b>	<b>757,579</b>
<b>Total Exempt</b>	<b>0</b>	<b>0</b>

**TIF Increment Value**

**Net Assessed 757,579**

**Net Assessed Under Protest**

Public Service	Count	Value
<b>Total PS Value</b>	<b>16</b>	<b>2,296,507</b>

**TIF Increment Value**

**Net Assessed 2,296,507**

**District Totals**

Total Gross Value	60,730,758
Homestead Loss	945,000
Other Exemption Loss	2,994,380

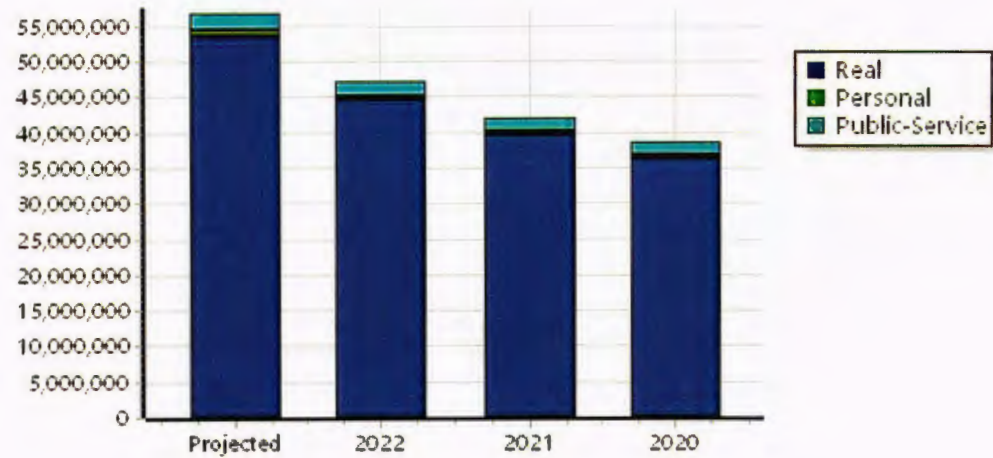
**TIF Increment Value**

**Retained TIF Value**

**Net Assessed Value 56,791,378**

**Net Assessed Under Protest**

\* Public Service Protests Values are not included on this report.



Real	Count	Value
Agricultural	71	390,030
Commercial	0	0
Residential	49	182,029
<b>Total Real Value</b>	<b>120</b>	<b>572,059</b>
Homestead	18	18,029
Veteran	1	26,183
Other	0	0
<b>Total Exempt</b>	<b>20</b>	<b>44,212</b>

**TIF Increment Value**

**Net Assessed 527,847**

**Net Assessed Under Protest**

Senior Freeze	2	3,772
Capped Parcels	44	80,441

Personal	Count	Value
Agricultural	11	18,668
Commercial	2	186,946
Mobile Home	1	6,124
<b>Total Personal</b>	<b>14</b>	<b>211,738</b>
<b>Total Exempt</b>	<b>0</b>	<b>0</b>

**TIF Increment Value**

**Net Assessed 211,738**

**Net Assessed Under Protest**

Public Service	Count	Value
<b>Total PS Value</b>	<b>9</b>	<b>491,259</b>

**TIF Increment Value**

**Net Assessed 491,259**

**District Totals**

Total Gross Value	1,275,056
Homestead Loss	18,029
Other Exemption Loss	26,183
<b>TIF Increment Value</b>	
<b>Retained TIF Value</b>	
<b>Net Assessed Value</b>	<b>1,230,844</b>

**Net Assessed Under Protest**

\* Public Service Protests Values are not included on this report.

